

## Fluorinated Ethylene Propylene (FEP) – A Global Market Overview

*The report reviews, analyzes and projects the global market for Fluorinated Ethylene Propylene (FEP) for the period 2012-2022*

Published: Apr 2016

Report Code: CP046

Pages: 194

Charts: 146

Price: \$3600 Single User License, \$5400 Enterprise License

### SUMMARY

Fluorinated Ethylene Propylene is a copolymer of hexafluoropropylene (HFP) and tetrafluoroethylene (TFE) and is a melt-processable fluoropolymer. Being very similar in composition to PTFE (polytetrafluoroethylene), Fluorinated Ethylene Propylene is bestowed with the beneficial properties of low friction and non-reactivity that are hallmarks of PTFE. The only exception is that Fluorinated Ethylene Propylene is softer than PTFE and has a lower melting point of 260°C, in addition to being highly transparent and resistant to sunlight.

Global demand for fluoropolymers has been witnessing considerable growth and as major worldwide economies are on the path to recovery, the need for specialty, melt-processable grades such as Fluorinated Ethylene Propylene has also been growing rapidly. This polymer is finding extensive use in areas such as wire and cable, photovoltaic (PV), aerospace and automotive markets.

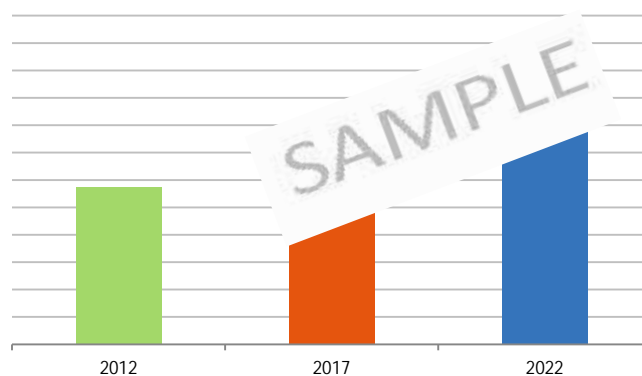
The report reviews, analyses and projects the Fluorinated Ethylene Propylene market for the period 2012-2022 globally and the regional markets including North America, Europe, Asia-Pacific and Rest of World. The regional markets further analyzed for 12 independent countries across North America – The United States, Canada and Mexico; Europe – France, Germany, Italy, Russia and the United Kingdom; and Asia-Pacific – China, Japan, India and South Korea.

Global volume consumption of Fluorinated Ethylene Propylene, standing at 22.2 thousand metric tons in 2012, is forecast to be 28.4 thousand metric tons in 2016 and is projected to reach 41.1 thousand metric tons by 2022 at a CAGR of 6.4% between 2016 and 2022. Over the same period, value demand for FEP is likely to register a faster CAGR of 6.7% and reach a projected US\$1.1 billion by 2022 from a forecast US\$740.2 million in 2016.

The global Fluorinated Ethylene Propylene market report analyzes the key end-use sectors comprising Chemical Processing, Electricals & Electronics, Mechanical/Industrial, Automotive & Transportation and Other Sectors including such as Medical etc. The global markets for the above mentioned end-use sectors are analyzed in terms of volume in metric tons and value in USD.

This 194 page global Fluorinated Ethylene Propylene market report includes 146 charts (includes a data table and graphical representation for each chart), supported with meaningful and easy to understand graphical presentation, of market numbers. This report profiles 6 key global players and 14 major players across North America – 3; Europe – 3; and Asia-Pacific – 8. The research also provides the listing of the companies engaged in manufacturing, processing and compounding of Fluorinated Ethylene Propylene. The global list of companies covers the address, contact numbers and the website addresses of 92 companies.

Global Fluorinated Ethylene Propylene (FEP) Market Analysis (2012-2022) in Value (USD Million)



## SAMPLE COMPANY PROFILE

### 3M COMPANY (UNITED STATES)

I-94 and McKnight Rd,  
 St. Paul, MN 55144-1000, United States  
 Phone: (651) 733-1110  
 Fax: (651) 733-9973  
 Website: www.3m.com

### Key Financials

Million USD	2015	2014	2013	2012
Net Sales	30,274	31,821	30,871	29,904
Operating Income	6,933	7,135	6,666	6,483
Net Income	4,833	4,956	4,659	4,444
<b>Industrial Business</b>				
Net Sales	10,328	10,990	10,657	10,008
Operating Income	2,263	2,389	2,307	2,244
<b>Advanced Materials</b>				
Net Sales		1,319		

Advanced Materials Division (which includes Fluoropolymers) is part of Industrial Business Segment

### Business Profile

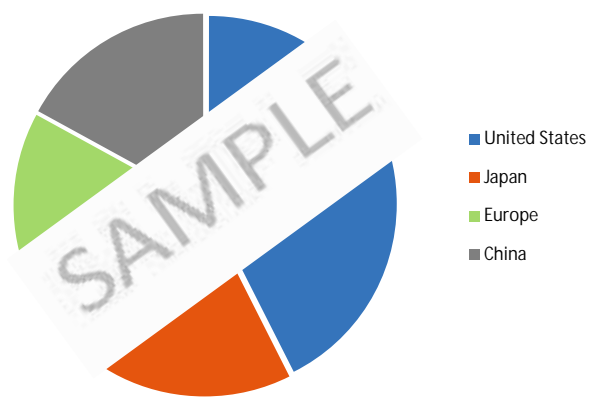
Formerly called Minnesota Mining and Manufacturing Company, 3M Company is an international conglomerate incorporated in 1929 and based in St. Paul, Minnesota that employs 89,800 individuals. The company is a diversified technology enterprise operating globally in the businesses of Industrial, Safety and Graphics, Electronics and Energy, Health Care and Consumer. 3M's operations are spread across 70 countries and its products and solutions are available in about 200 countries.

3M's Advanced Materials Division (AdMD), with its subsidiaries Dyneon GmbH and Dyneon B.V. in the fluoropolymer industry sector, stands as a leading global developer, manufacturer and supplier of fluoroelastomers, fluorothermoplastics, polytetrafluoroethylene (PTFE) and specialty additives that are offered under the Dyneon™ and Dynamar™ brands. These products find a wide range of applications in the oil & gas, chemical & petrochemical processing, automotive & aerospace and electric/electronics industries. 3M Dyneon fluoropolymers offerings include PTFE, ETFE, FEP, PFA, PVDF and THV.

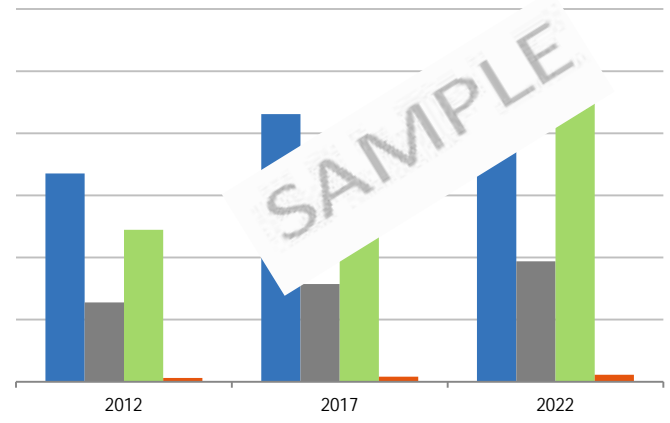
.....more

## SAMPLE TABLE/CHART

2015 Global Fluorinated Ethylene Propylene (FEP) Estimated Capacities (Metric Tons/Year) by Region/Country



Global Market for Fluorinated Ethylene Propylene (FEP) in Chemical Processing Sector (2012-2022) by Geographic Region – North America, Europe, Asia-Pacific and Rest of World in Metric Tons



## KEY PLAYERS PROFILED

- 3M Company
- Chemours Netherlands B.V.
- Daikin America, Inc.
- Daikin Fluorochemicals (China) Co Ltd
- Daikin Industries Ltd
- Dongyue Group Limited
- Du Pont-Mitsui Fluorochemicals Co Ltd
- Dyneon GmbH & Co. KG
- HaloPolymer OJSC
- Jinhua Yonghe Fluorochemical Co Ltd
- Shandong Huafu Fluoro-Chemical Co Ltd (Jinan 3F)
- Shanghai 3F New Material Co Ltd
- The Chemours Company
- Zhejiang Juhua Co Ltd

.....more

## TABLE OF CONTENTS

### PART A: GLOBAL MARKET PERSPECTIVE ..... 1

#### 1. INTRODUCTION ..... 1

Chart 1: Fluorinated Ethylene Propylene (FEP) Global Market 2012, 2016 and 2022 ..... 1

Chart 2: Fluorinated Ethylene Propylene (FEP) Global Market 2012, 2016 and 2022 by Geographic Region ..... 2

##### 1.1 Product Outline..... 4

###### 1.1.1 Fluorinated Ethylene Propylene (FEP)..... 4

###### 1.1.1.1 A Brief Introduction to Fluoropolymers ..... 4

Table 1: Types of Fluoropolymers..... 5

Table 2: Properties and Applications of Different Fluoropolymers ..... 5

###### 1.1.2 Structure and Properties of FEP ..... 6

Figure 1: Preparation of FEP ..... 6

###### 1.1.3 Manufacturing Process of Fluorinated Ethylene Propylene (FEP) ..... 7

###### 1.1.3.1 Synthesis of Tetrafluoroethylene (TFE) ..... 7

###### 1.1.3.2 Synthesis of Hexafluoropropylene (HFP) ..... 8

###### 1.1.3.3 Production of Fluorinated Ethylene Propylene (FEP) ..... 8

###### 1.1.4 FEP Product Forms and Applications ..... 9

###### 1.1.4.1 FEP Pellets/Granules..... 9

###### 1.1.4.2 FEP Dispersions & Coating Powders..... 10

###### 1.1.4.3 FEP Film ..... 10

###### 1.2 Key Market Trends & Growth Drivers ..... 11

#### 2. END-USE SECTOR ANALYSIS ..... 13

Chart 3: Global Fluorinated Ethylene Propylene (FEP) Market (2012, 2016 & 2022) by End-use Sector – Chemical Processing, Electrical & Electronics, Mechanical/Industrial, Automotive & Transportation and Others in Metric Tons13

##### 2.1 Chemical Processing Sector ..... 14

Chart 4: Global Market for Fluorinated Ethylene Propylene (FEP) in Chemical Processing Sector (2012, 2016 & 2022) by Geographic Region – North America, Europe, Asia-Pacific and Rest of World in Metric Tons ..... 14

##### 2.2 Electricals & Electronics Sector ..... 15

Chart 5: Global Market for Fluorinated Ethylene Propylene (FEP) in Electrical & Electronics Sector (2012, 2016 & 2022) by Geographic Region – North America, Europe, Asia-Pacific and Rest of World in Metric Tons ..... 15

##### 2.3 Mechanical/Industrial Sector ..... 16

Chart 6: Global Market for Fluorinated Ethylene Propylene (FEP) in Mechanical/Industrial Sector (2012, 2016 & 2022) by Geographic Region – North America, Europe, Asia-Pacific and Rest of World in Metric Tons ..... 16

##### 2.4 Automotive & Transportation Sector ..... 17

Chart 7: Global Market for Fluorinated Ethylene Propylene (FEP) in Automotive & Transportation Sector (2012, 2016 & 2022) by Geographic Region – North America, Europe, Asia-Pacific and Rest of World in Metric Tons ..... 17

##### 2.5 Other Sectors ..... 18

Chart 8: Global Market for Fluorinated Ethylene Propylene (FEP) in Other Sectors (2012, 2016 & 2022) by Geographic Region – North America, Europe, Asia-Pacific and Rest of World in Metric Tons ..... 18

#### 3. INDUSTRY LANDSCAPE ..... 19

##### 3.1 Fluorinated Ethylene Propylene (FEP) Production Capacities ..... 19

Chart 9: 2015 Global Fluorinated Ethylene Propylene (FEP) Resin Manufacturers and their Estimated Production Capacities (Metric Tons/Year) ..... 19

Chart 10: 2015 Global Fluorinated Ethylene Propylene (FEP) Estimated Capacities (Metric Tons/Year) by Company ..... 19

Chart 11: 2015 Global Fluorinated Ethylene Propylene (FEP) Estimated Capacities (Metric Tons/Year) by Region/Country ..... 20

##### 3.2 Key Global Players ..... 21

3M Company (United States) ..... 21

Daikin Industries Ltd (Japan) ..... 23

Dongyue Group Limited (China) ..... 26

Shanghai 3f New Material Co Ltd (China) ..... 28

The Chemours Company (United States) ..... 29

Zhejiang Juhua Co Ltd (China) ..... 32

#### 4. KEY BUSINESS & PRODUCT TRENDS..... 33

IICT Develops FEP Polymer for ISRO's Cryogenic Engine ..... 33

The Chemours Company Spun Off from DuPont ..... 33

LabPure® FEP Bags Introduced by Saint-Gobain ..... 33

DuPont™ Fluoropolymer Solutions Expands Melt-Processible Fluoroplastic Resin Capacity ..... 34

New FEP Fluoroplastic Resin Launched by DuPont Chemicals & Fluoroproducts ..... 34

Shandong Dongyue Polymer Material Co Ltd Acquires Shandong HuaxiaShenzhou New material Co Ltd ..... 34

Daikin America Expands FEP and ETFE Fluoropolymers Capacity ..... 34

#### 5. GLOBAL MARKET OVERVIEW ..... 35

Chart 12: Global Fluorinated Ethylene Propylene (FEP) Market Analysis (2012-2022) in Volume (Metric Tons) and Value (USD Million) ..... 35

##### 5.1 Global Fluorinated Ethylene Propylene (FEP) Market Overview by End-use Sector ..... 36

Volume Analysis ..... 36

Chart 13: Global Fluorinated Ethylene Propylene (FEP) Market Analysis (2012-2022) by End-use Sector – Chemical Processing, Electrical & Electronics, Mechanical/Industrial, Automotive & Transportation and Others in Metric Tons36

Chart 14: Glance at 2012, 2017 and 2022 Global Fluorinated Ethylene Propylene (FEP) Volume Market Share (%) by End-use Sector – Chemical Processing, Electrical & Electronics, Mechanical/Industrial, Automotive & Transportation and Others ..... 37

Value Analysis ..... 38

Chart 15: Global Fluorinated Ethylene Propylene (FEP) Market Analysis (2012-2022) by End-use Sector – Chemical Processing, Electrical & Electronics, Mechanical/Industrial, Automotive & Transportation and Others in USD Million38

Chart 16: Glance at 2012, 2017 and 2022 Global Fluorinated Ethylene Propylene (FEP) Value Market Share (%) by End-use Sector – Chemical Processing, Electrical & Electronics, Mechanical/Industrial, Automotive & Transportation and Others ..... 39

##### 5.1.1 Global Fluorinated Ethylene Propylene (FEP) End-use Sector Market Overview by Global Region 40

###### 5.1.1.1 Chemical Processing Sector ..... 40

Volume Analysis ..... 40

Chart 17: Global Market for Fluorinated Ethylene Propylene (FEP) in Chemical Processing Sector (2012-2022) by Geographic Region – North America, Europe, Asia-Pacific and Rest of World in Metric Tons ..... 40

Chart 18: Glance at 2012, 2017 and 2022 Global Volume Market Share (%) for Fluorinated Ethylene Propylene (FEP) in Chemical Processing Sector by Geographic Region – North America, Europe, Asia-Pacific and Rest of World .. 41

Value Analysis ..... 42

Chart 19: Global Market for Fluorinated Ethylene Propylene (FEP) in Chemical Processing Sector (2012-2022) by Geographic Region – North America, Europe, Asia-Pacific and Rest of World in USD Million ..... 42

Chart 20: Glance at 2012, 2017 and 2022 Global Value Market Share (%) for Fluorinated Ethylene Propylene (FEP) in Chemical Processing Sector by Geographic Region – North America, Europe, Asia-Pacific and Rest of World .. 43

###### 5.1.1.2 Electricals & Electronics Sector ..... 44

Volume Analysis ..... 44

Chart 21: Global Market for Fluorinated Ethylene Propylene (FEP) in Electricals & Electronics Sector (2012-2022) by Geographic Region – North America, Europe, Asia-Pacific and Rest of World in Metric Tons ..... 44

Chart 22: Glance at 2012, 2017 and 2022 Global Volume Market Share (%) for Fluorinated Ethylene Propylene (FEP) in Electricals & Electronics Sector by Geographic Region – North America, Europe, Asia-Pacific and Rest of World .. 45

Value Analysis ..... 46

Chart 23: Global Market for Fluorinated Ethylene Propylene (FEP) in Electricals & Electronics Sector (2012-2022) by Geographic Region – North America, Europe, Asia-Pacific and Rest of World in USD Million ..... 46

Chart 24: Glance at 2012, 2017 and 2022 Global Value Market Share (%) for Fluorinated Ethylene Propylene (FEP) in Electricals & Electronics Sector by Geographic Region – North America, Europe, Asia-Pacific and Rest of World.. 47

###### 5.1.1.3 Mechanical/Industrial Sector ..... 48

Volume Analysis ..... 48

Chart 25: Global Market for Fluorinated Ethylene Propylene (FEP) in Mechanical/Industrial Sector (2012-2022) by Geographic Region – North America, Europe, Asia-Pacific and Rest of World in Metric Tons ..... 48

Chart 26: Glance at 2012, 2017 and 2022 Global Volume Market Share (%) for Fluorinated Ethylene Propylene (FEP) in Mechanical/Industrial Sector by Geographic Region – North America, Europe, Asia-Pacific and Rest of World.. 49

Value Analysis ..... 50

Chart 27: Global Market for Fluorinated Ethylene Propylene (FEP) in Mechanical/Industrial Sector (2012-2022) by Geographic Region – North America, Europe, Asia-Pacific and Rest of World in USD Million ..... 50

Chart 28: Glance at 2012, 2017 and 2022 Global Value Market Share (%) for Fluorinated Ethylene Propylene (FEP) in Mechanical/Industrial Sector by Geographic Region – North America, Europe, Asia-Pacific and Rest of World.. 51

###### 5.1.1.4 Automotive & Transportation Sector ..... 52

Volume Analysis ..... 52

Chart 29: Global Market for Fluorinated Ethylene Propylene (FEP) in Automotive & Transportation Sector (2012-2022) by Geographic Region – North America, Europe, Asia-Pacific and Rest of World in Metric Tons ... 52

Chart 30: Glance at 2012, 2017 and 2022 Global Value Market Share (%) for Fluorinated Ethylene Propylene (FEP) in Automotive & Transportation Sector by Geographic Region – North America, Europe, Asia-Pacific and Rest of World ..... 53

Value Analysis ..... 54

Chart 31: Global Market for Fluorinated Ethylene Propylene (FEP) in Automotive & Transportation Sector (2012-2022) by Geographic Region – North America, Europe, Asia-Pacific and Rest of World in USD Million.... 54

Chart 32: Glance at 2012, 2017 and 2022 Global Value Market Share (%) for Fluorinated Ethylene Propylene (FEP) in Automotive & Transportation Sector by Geographic Region – North America, Europe, Asia-Pacific and Rest of World ..... 55

###### 5.1.1.5 Other Sectors ..... 56

Volume Analysis ..... 56

Chart 33: Global Market for Fluorinated Ethylene Propylene (FEP) in Other Sectors (2012-2022) by Geographic Region – North America, Europe, Asia-Pacific and Rest of World in Metric Tons ..... 56

Chart 34: Glance at 2012, 2017 and 2022 Global Value Market Share (%) for Fluorinated Ethylene Propylene (FEP) in Other Sectors by Geographic Region – North America, Europe, Asia-Pacific and Rest of World ..... 57

Value Analysis ..... 58

Chart 35: Global Market for Fluorinated Ethylene Propylene (FEP) in Other Sectors (2012-2022) by Geographic Region – North America, Europe, Asia-Pacific and Rest of World in USD Million ..... 58

Chart 36: Glance at 2012, 2017 and 2022 Global Value Market Share (%) for Fluorinated Ethylene Propylene (FEP) in Other Sectors by Geographic Region – North America, Europe, Asia-Pacific and Rest of World ..... 59

### PART B: REGIONAL MARKET PERSPECTIVE .... 60

#### Global Fluorinated Ethylene Propylene (FEP) Market Overview by Geographic Region..... 60

Volume Analysis ..... 60

Chart 37: Global Fluorinated Ethylene Propylene (FEP) Market Analysis (2012-2022) by Geographic Region – North America, Europe, Asia-Pacific and Rest of World in Metric Tons ..... 60

Chart 38: Glance at 2012, 2017 and 2022 Global Fluorinated Ethylene Propylene (FEP) Volume Market Share (%) by Geographic Region – North America, Europe, Asia-Pacific and Rest of World.....	61	Chart 52: Glance at 2012, 2017 and 2022 United States Fluorinated Ethylene Propylene (FEP) Volume Market Share (%) by End-use Sector – Chemical Processing, Electrical & Electronics, Mechanical/Industrial, Automotive & Transportation and Others .....	80	Value Analysis.....	62	Chart 53: United States Fluorinated Ethylene Propylene (FEP) Market Analysis (2012-2022) by End-use Sector – Chemical Processing, Electrical & Electronics, Mechanical/Industrial, Automotive & Transportation and Others in USD Million.....	81	Chart 68: European Fluorinated Ethylene Propylene (FEP) Market Analysis (2012-2022) by Geographic Region – France, Germany, Italy, Russia, The United Kingdom and Rest of Europe in USD Million.....	96
Chart 39: Global Fluorinated Ethylene Propylene (FEP) Market Analysis (2012-2022) by Geographic Region – North America, Europe, Asia-Pacific and Rest of World in USD Million .....	62	Chart 54: Glance at 2012, 2017 and 2022 United States Fluorinated Ethylene Propylene (FEP) Value Market Share (%) by End-use Sector – Chemical Processing, Electrical & Electronics, Mechanical/Industrial, Automotive & Transportation and Others.....	82	Chart 69: Glance at 2012, 2017 and 2022 European Fluorinated Ethylene Propylene (FEP) Value Market Share (%) by Geographic Region – France, Germany, Italy, Russia, The United Kingdom and Rest of Europe.....	97	Chart 55: Canadian Fluorinated Ethylene Propylene (FEP) Market Analysis (2012-2022) in Volume (Metric Tons) and Value (USD Million) .....	83	2.2 European Fluorinated Ethylene Propylene (FEP) Market Overview by End-use Sector .....	98
Chart 40: Glance at 2012, 2017 and 2022 Global Fluorinated Ethylene Propylene (FEP) Value Market Share (%) by Geographic Region – North America, Europe, Asia-Pacific and Rest of World.....	63	Chart 56: Canadian Fluorinated Ethylene Propylene (FEP) Market Analysis (2012-2022) by End-use Sector – Chemical Processing, Electrical & Electronics and Others in Metric Tons .....	84	Value Analysis .....	98	Chart 56: Canadian Fluorinated Ethylene Propylene (FEP) Market Analysis (2012-2022) by End-use Sector – Chemical Processing, Electrical & Electronics and Others in Metric Tons .....	84	Chart 70: European Fluorinated Ethylene Propylene (FEP) Market Analysis (2012-2022) by End-use Sector – Chemical Processing, Electrical & Electronics, Mechanical/Industrial, Automotive & Transportation and Others in Metric Tons.....	98
<b>REGIONAL MARKET OVERVIEW.....</b>	<b>64</b>	Chart 57: Glance at 2012, 2017 and 2022 Canadian Fluorinated Ethylene Propylene (FEP) Volume Market Share (%) by End-use Sector – Chemical Processing, Electrical & Electronics and Others .....	85	Chart 71: Glance at 2012, 2017 and 2022 European Fluorinated Ethylene Propylene (FEP) Volume Market Share (%) by End-use Sector – Chemical Processing, Electrical & Electronics, Mechanical/Industrial, Automotive & Transportation and Others .....	99	Chart 58: Canadian Fluorinated Ethylene Propylene (FEP) Market Analysis (2012-2022) by End-use Sector – Chemical Processing, Electrical & Electronics and Others in USD Million.....	86	Value Analysis.....	100
<b>1. NORTH AMERICA .....</b>	<b>64</b>	Chart 59: Glance at 2012, 2017 and 2022 Canadian Fluorinated Ethylene Propylene (FEP) Value Market Share (%) by End-use Sector – Chemical Processing, Electrical & Electronics and Others .....	87	Chart 72: European Fluorinated Ethylene Propylene (FEP) Market Analysis (2012-2022) by End-use Sector – Chemical Processing, Electrical & Electronics, Mechanical/Industrial, Automotive & Transportation and Others in USD Million....	100	Chart 60: Mexican Fluorinated Ethylene Propylene (FEP) Market Analysis (2012-2022) in Volume (Metric Tons) and Value (USD Million) .....	88	Chart 73: Glance at 2012, 2017 and 2022 European Fluorinated Ethylene Propylene (FEP) Value Market Share (%) by End-use Sector – Chemical Processing, Electrical & Electronics, Mechanical/Industrial, Automotive & Transportation and Others .....	101
Chart 41: North American Fluorinated Ethylene Propylene (FEP) Market Analysis (2012-2022) in Volume (Metric Tons) and Value (USD Million) .....	64	Chart 61: Mexican Fluorinated Ethylene Propylene (FEP) Market Analysis (2012-2022) by End-use Sector – Chemical Processing, Electrical & Electronics and Others in Metric Tons .....	89	Chart 74: French Fluorinated Ethylene Propylene (FEP) Market Analysis (2012-2022) in Volume (Metric Tons) and Value (USD Million) .....	106	1.4.2.1 Market Overview by End-use Sector .....	84	2.3 Major Market Players .....	102
1.1 North American Fluorinated Ethylene Propylene (FEP) Market Overview by Geographic Region .....	65	Chart 62: Glance at 2012, 2017 and 2022 Mexican Fluorinated Ethylene Propylene (FEP) Volume Market Share (%) by End-use Sector – Chemical Processing, Electrical & Electronics and Others .....	90	2.4.1.1 Market Overview by End-use Sector .....	107	Volume Analysis.....	84	Chemours Netherlands B.V. (Netherlands) .....	102
Value Analysis.....	65	Chart 63: Mexican Fluorinated Ethylene Propylene (FEP) Market Analysis (2012-2022) by End-use Sector – Chemical Processing, Electrical & Electronics and Others in USD Million.....	91	Chart 75: French Fluorinated Ethylene Propylene (FEP) Market Analysis (2012-2022) by End-use Sector – Chemical Processing, Electrical & Electronics, Mechanical/Industrial, Automotive & Transportation and Others in Metric Tons.....	107	Chart 42: North American Fluorinated Ethylene Propylene (FEP) Market Analysis (2012-2022) by Geographic Region – United States, Canada and Mexico in Metric Tons .....	65	Dyneon GmbH & Co. KG (Germany) .....	104
Chart 42: North American Fluorinated Ethylene Propylene (FEP) Market Analysis (2012-2022) by Geographic Region – United States, Canada and Mexico in Metric Tons .....	65	Chart 64: Glance at 2012, 2017 and 2022 Mexican Fluorinated Ethylene Propylene (FEP) Value Market Share (%) by End-use Sector – Chemical Processing, Electrical & Electronics and Others .....	92	Chart 76: Glance at 2012, 2017 and 2022 French Fluorinated Ethylene Propylene (FEP) Volume Market Share (%) by End-use Sector – Chemical Processing, Electrical & Electronics, Mechanical/Industrial, Automotive & Transportation and Others .....	108	Chart 43: Glance at 2012, 2017 and 2022 North American Fluorinated Ethylene Propylene (FEP) Value Market Share (%) by Geographic Region – United States, Canada and Mexico.....	66	HaloPolymer OJSC (Russia) .....	105
Chart 43: Glance at 2012, 2017 and 2022 North American Fluorinated Ethylene Propylene (FEP) Value Market Share (%) by Geographic Region – United States, Canada and Mexico.....	66	Value Analysis .....	91	2.4 European Fluorinated Ethylene Propylene (FEP) Market Overview by Country.....	106	Value Analysis.....	67	<b>2.4.1 France .....</b>	<b>106</b>
Value Analysis.....	67	Chart 65: European Fluorinated Ethylene Propylene (FEP) Market Analysis (2012-2022) in Volume (Metric Tons) and Value (USD Million) .....	93	Chart 77: French Fluorinated Ethylene Propylene (FEP) Market Analysis (2012-2022) by End-use Sector – Chemical Processing, Electrical & Electronics, Mechanical/Industrial, Automotive & Transportation and Others in USD Million.....	109	Chart 44: North American Fluorinated Ethylene Propylene (FEP) Market Analysis (2012-2022) by Geographic Region – United States, Canada and Mexico in USD Million.....	67	Chart 78: Glance at 2012, 2017 and 2022 French Fluorinated Ethylene Propylene (FEP) Value Market Share (%) by End-use Sector – Chemical Processing, Electrical & Electronics, Mechanical/Industrial, Automotive & Transportation and Others .....	110
Chart 44: North American Fluorinated Ethylene Propylene (FEP) Market Analysis (2012-2022) by Geographic Region – United States, Canada and Mexico in USD Million.....	67	Chart 66: European Fluorinated Ethylene Propylene (FEP) Market Analysis (2012-2022) by Geographic Region – France, Germany, Italy, Russia, The United Kingdom and Rest of Europe.....	95	Chart 79: German Fluorinated Ethylene Propylene (FEP) Market Analysis (2012-2022) in Volume (Metric Tons) and Value (USD Million) .....	111	Chart 45: Glance at 2012, 2017 and 2022 North American Fluorinated Ethylene Propylene (FEP) Value Market Share (%) by Geographic Region – United States, Canada and Mexico .....	68	2.4.2.1 Market Overview by End-use Sector.....	112
Chart 45: Glance at 2012, 2017 and 2022 North American Fluorinated Ethylene Propylene (FEP) Value Market Share (%) by Geographic Region – United States, Canada and Mexico .....	68	2.1 European Fluorinated Ethylene Propylene (FEP) Market Overview by Geographic Region .....	94	Value Analysis .....	112	1.2 North American Fluorinated Ethylene Propylene (FEP) Market Overview by End-use Sector.....	69	Chart 80: German Fluorinated Ethylene Propylene (FEP) Market Analysis (2012-2022) by End-use Sector – Chemical Processing, Electrical & Electronics, Mechanical/Industrial, Automotive & Transportation and Others in Metric Tons ...	112
Value Analysis.....	69	Chart 67: Glance at 2012, 2017 and 2022 European Fluorinated Ethylene Propylene (FEP) Volume Market Share (%) by Geographic Region – France, Germany, Italy, Russia, The United Kingdom and Rest of Europe.....	95	Chart 81: Glance at 2012, 2017 and 2022 German Fluorinated Ethylene Propylene (FEP) Volume Market Share (%) by End-use Sector – Chemical Processing, Electrical & Electronics, Mechanical/Industrial, Automotive & Transportation and Others .....	113	Chart 46: North American Fluorinated Ethylene Propylene (FEP) Market Analysis (2012-2022) by End-use Sector – Chemical Processing, Electrical & Electronics, Mechanical/Industrial, Automotive & Transportation and Others in Metric Tons.....	69		
Chart 46: North American Fluorinated Ethylene Propylene (FEP) Market Analysis (2012-2022) by End-use Sector – Chemical Processing, Electrical & Electronics, Mechanical/Industrial, Automotive & Transportation and Others in Metric Tons.....	69					Chart 47: Glance at 2012, 2017 and 2022 North American Fluorinated Ethylene Propylene (FEP) Volume Market Share (%) by End-use Sector – Chemical Processing, Electrical & Electronics, Mechanical/Industrial, Automotive & Transportation and Others.....	70		
Chart 47: Glance at 2012, 2017 and 2022 North American Fluorinated Ethylene Propylene (FEP) Volume Market Share (%) by End-use Sector – Chemical Processing, Electrical & Electronics, Mechanical/Industrial, Automotive & Transportation and Others.....	70					Value Analysis.....	71		
Value Analysis.....	71					Chart 48: North American Fluorinated Ethylene Propylene (FEP) Market Analysis (2012-2022) by End-use Sector – Chemical Processing, Electrical & Electronics, Mechanical/Industrial, Automotive & Transportation and Others in USD Million.....	71		
Chart 48: North American Fluorinated Ethylene Propylene (FEP) Market Analysis (2012-2022) by End-use Sector – Chemical Processing, Electrical & Electronics, Mechanical/Industrial, Automotive & Transportation and Others in USD Million.....	71					Chart 49: Glance at 2012, 2017 and 2022 North American Fluorinated Ethylene Propylene (FEP) Value Market Share (%) by End-use Sector – Chemical Processing, Electrical & Electronics, Mechanical/Industrial, Automotive & Transportation and Others .....	72		
Chart 49: Glance at 2012, 2017 and 2022 North American Fluorinated Ethylene Propylene (FEP) Value Market Share (%) by End-use Sector – Chemical Processing, Electrical & Electronics, Mechanical/Industrial, Automotive & Transportation and Others .....	72					1.3 Major Market Players .....	73		
1.3 Major Market Players .....	73					3M Company (United States) .....	73		
3M Company (United States) .....	73					Daikin America, Inc. (United States) .....	75		
Daikin America, Inc. (United States) .....	75					The Chemours Company (United States) .....	76		
The Chemours Company (United States) .....	76					1.4 North American Fluorinated Ethylene Propylene (FEP) Market Overview by Country.....	78		
1.4 North American Fluorinated Ethylene Propylene (FEP) Market Overview by Country.....	78					<b>1.4.1 The United States.....</b>	<b>78</b>		
<b>1.4.1 The United States.....</b>	<b>78</b>					Chart 50: United States Fluorinated Ethylene Propylene (FEP) Market Analysis (2012-2022) in Volume (Metric Tons) and Value (USD Million) .....	78		
Chart 50: United States Fluorinated Ethylene Propylene (FEP) Market Analysis (2012-2022) in Volume (Metric Tons) and Value (USD Million) .....	78					1.4.1.1 Market Overview by End-use Sector.....	79		
1.4.1.1 Market Overview by End-use Sector.....	79					Value Analysis.....	79		
Value Analysis.....	79					Chart 51: United States Fluorinated Ethylene Propylene (FEP) Market Analysis (2012-2022) by End-use Sector – Chemical Processing, Electrical & Electronics, Mechanical/Industrial, Automotive & Transportation and Others in Metric Tons.....	79		
Chart 51: United States Fluorinated Ethylene Propylene (FEP) Market Analysis (2012-2022) by End-use Sector – Chemical Processing, Electrical & Electronics, Mechanical/Industrial, Automotive & Transportation and Others in Metric Tons.....	79								

Value Analysis.....	114	Chart 98: Glance at 2012, 2017 and 2022 UK Fluorinated Ethylene Propylene (FEP) Value Market Share (%) by End-use Sector – Chemical Processing, Electrical & Electronics, Mechanical/Industrial, Automotive & Transportation and Others.....	130	Chart 112: Glance at 2012, 2017 and 2022 Asia-Pacific Fluorinated Ethylene Propylene (FEP) Value Market Share (%) by End-use Sector – Chemical Processing, Electrical & Electronics, Mechanical/Industrial, Automotive & Transportation and Others.....	144
Chart 82: German Fluorinated Ethylene Propylene (FEP) Market Analysis (2012-2022) by End-use Sector – Chemical Processing, Electrical & Electronics, Mechanical/Industrial, Automotive & Transportation and Others in USD Million.....	114				
Chart 83: Glance at 2012, 2017 and 2022 German Fluorinated Ethylene Propylene (FEP) Value Market Share (%) by End-use Sector – Chemical Processing, Electrical & Electronics, Mechanical/Industrial, Automotive & Transportation and Others.....	115				
<b>2.4.3 Italy.....</b>	<b>116</b>	<b>2.4.6 Rest of Europe.....</b>	<b>131</b>	<b>3.3 Major Market Players.....</b>	<b>145</b>
Chart 84: Italian Fluorinated Ethylene Propylene (FEP) Market Analysis (2012-2022) in Volume (Metric Tons) and Value (USD Million).....	116	Chart 99: Rest of Europe Fluorinated Ethylene Propylene (FEP) Market Analysis (2012-2022) in Volume (Metric Tons) and Value (USD Million).....	131	Daikin Fluorochemicals (China) Co Ltd (China).....	145
<b>2.4.3.1 Market Overview by End-use Sector.....</b>	<b>117</b>	<b>2.4.6.1 Market Overview by End-use Sector.....</b>	<b>132</b>	Daikin Industries Ltd (Japan).....	146
Value Analysis.....	117	Volume Analysis.....	132	Du Pont-Mitsui Fluorochemicals Co Ltd (Japan).....	148
Chart 85: Italian Fluorinated Ethylene Propylene (FEP) Market Analysis (2012-2022) by End-use Sector – Chemical Processing, Electrical & Electronics, Mechanical/Industrial, Automotive & Transportation and Others in Metric Tons.....	117	Chart 100: Rest of Europe Fluorinated Ethylene Propylene (FEP) Market Analysis (2012-2022) by End-use Sector – Chemical Processing, Electrical & Electronics, Mechanical/Industrial, Automotive & Transportation and Others in Metric Tons.....	132	Dongyue Group Limited (China).....	149
Chart 86: Glance at 2012, 2017 and 2022 Italian Fluorinated Ethylene Propylene (FEP) Volume Market Share (%) by End-use Sector – Chemical Processing, Electrical & Electronics, Mechanical/Industrial, Automotive & Transportation and Others.....	118	Chart 101: Glance at 2012, 2017 and 2022 Rest of Europe Fluorinated Ethylene Propylene (FEP) Volume Market Share (%) by End-use Sector – Chemical Processing, Electrical & Electronics, Mechanical/Industrial, Automotive & Transportation and Others.....	133	Jinhua Yonghe Fluorochemical Co Ltd (China).....	151
Value Analysis.....	119	Value Analysis.....	134	Shandong Huafu Fluoro-Chemical Co Ltd (Jinan 3F) (China).....	151
Chart 87: Italian Fluorinated Ethylene Propylene (FEP) Market Analysis (2012-2022) by End-use Sector – Chemical Processing, Electrical & Electronics, Mechanical/Industrial, Automotive & Transportation and Others in USD Million.....	119	Chart 102: Rest of Europe Fluorinated Ethylene Propylene (FEP) Market Analysis (2012-2022) by End-use Sector – Chemical Processing, Electrical & Electronics, Mechanical/Industrial, Automotive & Transportation and Others in USD Million.....	134	Shanghai 3F New Material Co Ltd (China).....	152
Chart 88: Glance at 2012, 2017 and 2022 Italian Fluorinated Ethylene Propylene (FEP) Value Market Share (%) by End-use Sector – Chemical Processing, Electrical & Electronics, Mechanical/Industrial, Automotive & Transportation and Others.....	120	Chart 103: Glance at 2012, 2017 and 2022 Rest of Europe Fluorinated Ethylene Propylene (FEP) Value Market Share (%) by End-use Sector – Chemical Processing, Electrical & Electronics, Mechanical/Industrial, Automotive & Transportation and Others.....	135	Zhejiang Juhua Co Ltd (China).....	153
<b>2.4.4 Russia.....</b>	<b>121</b>	<b>3. ASIA-PACIFIC.....</b>	<b>136</b>	<b>3.4 Asia-Pacific Fluorinated Ethylene Propylene (FEP) Market Overview by Country.....</b>	<b>154</b>
Chart 89: Russian Fluorinated Ethylene Propylene (FEP) Market Analysis (2012-2022) in Volume (Metric Tons) and Value (USD Million).....	121	Chart 104: Asia-Pacific Fluorinated Ethylene Propylene (FEP) Market Analysis (2012-2022) in Volume (Metric Tons) and Value (USD Million).....	136	<b>3.4.1 China.....</b>	<b>154</b>
<b>2.4.4.1 Market Overview by End-use Sector.....</b>	<b>122</b>	<b>3.1 Asia-Pacific Fluorinated Ethylene Propylene (FEP) Market Overview by Geographic Region.....</b>	<b>137</b>	Chart 113: Chinese Fluorinated Ethylene Propylene (FEP) Market Analysis (2012-2022) in Volume (Metric Tons) and Value (USD Million).....	154
Value Analysis.....	122	Value Analysis.....	137	<b>3.4.1.1 Market Overview by End-use Sector.....</b>	<b>155</b>
Chart 90: Russian Fluorinated Ethylene Propylene (FEP) Market Analysis (2012-2022) by End-use Sector – Chemical Processing, Electrical & Electronics, Mechanical/Industrial and Others in Metric Tons.....	122	Chart 105: Asia-Pacific Fluorinated Ethylene Propylene (FEP) Market Analysis (2012-2022) by Geographic Region – China, Japan, India, South Korea and Rest of Asia-Pacific in Metric Tons.....	137	Volume Analysis.....	155
Chart 91: Glance at 2012, 2017 and 2022 Russian Fluorinated Ethylene Propylene (FEP) Volume Market Share (%) by End-use Sector – Chemical Processing, Electrical & Electronics, Mechanical/Industrial and Others.....	123	Chart 106: Glance at 2012, 2017 and 2022 Asia-Pacific Fluorinated Ethylene Propylene (FEP) Volume Market Share (%) by Geographic Region – China, Japan, India, South Korea and Rest of Asia-Pacific.....	138	Chart 114: Chinese Fluorinated Ethylene Propylene (FEP) Market Analysis (2012-2022) by End-use Sector – Chemical Processing, Electrical & Electronics, Mechanical/Industrial, Automotive & Transportation and Others in Metric Tons.....	155
Value Analysis.....	124	Value Analysis.....	139	Chart 115: Glance at 2012, 2017 and 2022 Chinese Fluorinated Ethylene Propylene (FEP) Volume Market Share (%) by End-use Sector – Chemical Processing, Electrical & Electronics, Mechanical/Industrial, Automotive & Transportation and Others.....	156
Chart 92: Russian Fluorinated Ethylene Propylene (FEP) Market Analysis (2012-2022) by End-use Sector – Chemical Processing, Electrical & Electronics, Mechanical/Industrial and Others in USD Million.....	124	Chart 107: Asia-Pacific Fluorinated Ethylene Propylene (FEP) Market Analysis (2012-2022) by Geographic Region – China, Japan, India, South Korea and Rest of Asia-Pacific in USD Million.....	139	Value Analysis.....	157
Chart 93: Glance at 2012, 2017 and 2022 Russian Fluorinated Ethylene Propylene (FEP) Value Market Share (%) by End-use Sector – Chemical Processing, Electrical & Electronics, Mechanical/Industrial and Others.....	125	Chart 108: Glance at 2012, 2017 and 2022 Asia-Pacific Fluorinated Ethylene Propylene (FEP) Value Market Share (%) by Geographic Region – China, Japan, India, South Korea and Rest of Asia-Pacific.....	140	Chart 116: Chinese Fluorinated Ethylene Propylene (FEP) Market Analysis (2012-2022) by End-use Sector – Chemical Processing, Electrical & Electronics, Mechanical/Industrial, Automotive & Transportation and Others in USD Million.....	157
<b>2.4.5 The United Kingdom.....</b>	<b>126</b>	<b>3.2 Asia-Pacific Fluorinated Ethylene Propylene (FEP) Market Overview by End-use Sector.....</b>	<b>141</b>	Chart 117: Glance at 2012, 2017 and 2022 Chinese Fluorinated Ethylene Propylene (FEP) Value Market Share (%) by End-use Sector – Chemical Processing, Electrical & Electronics, Mechanical/Industrial, Automotive & Transportation and Others.....	158
Chart 94: UK Fluorinated Ethylene Propylene (FEP) Market Analysis (2012-2022) in Volume (Metric Tons) and Value (USD Million).....	126	Value Analysis.....	141	<b>3.4.2 Japan.....</b>	<b>159</b>
<b>2.4.5.1 Market Overview by End-use Sector.....</b>	<b>127</b>	Chart 109: Asia-Pacific Fluorinated Ethylene Propylene (FEP) Market Analysis (2012-2022) by End-use Sector – Chemical Processing, Electrical & Electronics, Mechanical/Industrial, Automotive & Transportation and Others in Metric Tons.....	141	Chart 118: Japanese Fluorinated Ethylene Propylene (FEP) Market Analysis (2012-2022) in Volume (Metric Tons) and Value (USD Million).....	159
Value Analysis.....	127	Chart 110: Glance at 2012, 2017 and 2022 Asia-Pacific Fluorinated Ethylene Propylene (FEP) Volume Market Share (%) by End-use Sector – Chemical Processing, Electrical & Electronics, Mechanical/Industrial, Automotive & Transportation and Others.....	142	<b>3.4.2.1 Market Overview by End-use Sector.....</b>	<b>160</b>
Chart 95: UK Fluorinated Ethylene Propylene (FEP) Market Analysis (2012-2022) by End-use Sector – Chemical Processing, Electrical & Electronics, Mechanical/Industrial, Automotive & Transportation and Others in Metric Tons.....	127	Chart 111: Asia-Pacific Fluorinated Ethylene Propylene (FEP) Market Analysis (2012-2022) by End-use Sector – Chemical Processing, Electrical & Electronics, Mechanical/Industrial, Automotive & Transportation and Others in USD Million.....	143	Value Analysis.....	160
Chart 96: Glance at 2012, 2017 and 2022 UK Fluorinated Ethylene Propylene (FEP) Volume Market Share (%) by End-use Sector – Chemical Processing, Electrical & Electronics, Mechanical/Industrial, Automotive & Transportation and Others.....	128			Chart 119: Japanese Fluorinated Ethylene Propylene (FEP) Market Analysis (2012-2022) by End-use Sector – Chemical Processing, Electrical & Electronics, Mechanical/Industrial, Automotive & Transportation and Others in Metric Tons.....	160
Value Analysis.....	129			Chart 120: Glance at 2012, 2017 and 2022 Japanese Fluorinated Ethylene Propylene (FEP) Volume Market Share (%) by End-use Sector – Chemical Processing, Electrical & Electronics, Mechanical/Industrial, Automotive & Transportation and Others.....	161
Chart 97: UK Fluorinated Ethylene Propylene (FEP) Market Analysis (2012-2022) by End-use Sector – Chemical Processing, Electrical & Electronics, Mechanical/Industrial, Automotive & Transportation and Others in USD Million.....	129			Value Analysis.....	162
				Chart 121: Japanese Fluorinated Ethylene Propylene (FEP) Market Analysis (2012-2022) by End-use Sector – Chemical Processing, Electrical & Electronics, Mechanical/Industrial, Automotive & Transportation and Others in USD Million.....	162
				Chart 122: Glance at 2012, 2017 and 2022 Japanese Fluorinated Ethylene Propylene (FEP) Value Market Share (%) by End-use Sector – Chemical Processing, Electrical & Electronics, Mechanical/Industrial, Automotive & Transportation and Others.....	163
				<b>3.4.3 India.....</b>	<b>164</b>
				Chart 123: Indian Fluorinated Ethylene Propylene (FEP) Market Analysis (2012-2022) in Volume (Metric Tons) and Value (USD Million).....	164
				<b>3.4.3.1 Market Overview by End-use Sector.....</b>	<b>165</b>
				Value Analysis.....	165
				Chart 124: Indian Fluorinated Ethylene Propylene (FEP) Market Analysis (2012-2022) by End-use Sector – Chemical Processing, Electrical & Electronics and Others in Metric Tons.....	165

Chart 125: Glance at 2012, 2017 and 2022 Indian Fluorinated Ethylene Propylene (FEP) Volume Market Share (%) by End-use Sector – Chemical Processing, Electrical & Electronics and Others.....	166	3.4.5 Rest of Asia-Pacific .....	174	Value Analysis.....	182
Value Analysis.....	167	Chart 133: Rest of Asia-Pacific Fluorinated Ethylene Propylene (FEP) Market Analysis (2012-2022) in Volume (Metric Tons) and Value (USD Million) .....	174	Chart 141: Rest of World Fluorinated Ethylene Propylene (FEP) Market Analysis (2012-2022) by Geographic Region – South America and Middle East & Africa in USD Million	182
Chart 126: Indian Fluorinated Ethylene Propylene (FEP) Market Analysis (2012-2022) by End-use Sector – Chemical Processing, Electrical & Electronics and Others in USD Million .....	167	3.4.5.1 Market Overview by End-use Sector.....	175	Chart 142: Glance at 2012, 2017 and 2022 Rest of World Fluorinated Ethylene Propylene (FEP) Value Market Share (%) by Geographic Region – South America and Middle East & Africa .....	183
Chart 127: Glance at 2012, 2017 and 2022 Indian Fluorinated Ethylene Propylene (FEP) Value Market Share (%) by End-use Sector – Chemical Processing, Electrical & Electronics and Others .....	168	Volume Analysis.....	175	4.2 Rest of World Fluorinated Ethylene Propylene (FEP) Market Overview by End-use Sector .....	184
<b>3.4.4 South Korea .....</b>	<b>169</b>	Chart 134: Rest of Asia-Pacific Fluorinated Ethylene Propylene (FEP) Market Analysis (2012-2022) by End-use Sector – Chemical Processing, Electrical & Electronics, Mechanical/Industrial, Automotive & Transportation and Others in Metric Tons .....	175	Volume Analysis .....	184
Chart 128: South Korean Fluorinated Ethylene Propylene (FEP) Market Analysis (2012-2022) in Volume (Metric Tons) and Value (USD Million) .....	169	Chart 135: Glance at 2012, 2017 and 2022 Rest of Asia-Pacific Fluorinated Ethylene Propylene (FEP) Volume Market Share (%) by End-use Sector – Chemical Processing, Electrical & Electronics, Mechanical/Industrial, Automotive & Transportation and Others .....	176	Chart 143: Rest of World Fluorinated Ethylene Propylene (FEP) Market Analysis (2012-2022) by End-use Sector – Chemical Processing, Electrical & Electronics, Mechanical/Industrial and Others in Metric Tons.....	184
3.4.4.1 Market Overview by End-use Sector.....	170	Value Analysis.....	177	Chart 144: Glance at 2012, 2017 and 2022 Rest of World Fluorinated Ethylene Propylene (FEP) Volume Market Share (%) by End-use Sector – Chemical Processing, Electrical & Electronics, Mechanical/Industrial and Others .....	185
Volume Analysis.....	170	Chart 136: Rest of Asia-Pacific Fluorinated Ethylene Propylene (FEP) Market Analysis (2012-2022) by End-use Sector – Chemical Processing, Electrical & Electronics, Mechanical/Industrial, Automotive & Transportation and Others in USD Million.....	177	Value Analysis .....	186
Chart 129: South Korean Fluorinated Ethylene Propylene (FEP) Market Analysis (2012-2022) by End-use Sector – Chemical Processing, Electrical & Electronics, Mechanical/Industrial, Automotive & Transportation and Others in Metric Tons.....	170	Chart 137: Glance at 2012, 2017 and 2022 Rest of Asia-Pacific Fluorinated Ethylene Propylene (FEP) Value Market Share (%) by End-use Sector – Chemical Processing, Electrical & Electronics, Mechanical/Industrial, Automotive & Transportation and Others .....	178	Chart 145: Rest of World Fluorinated Ethylene Propylene (FEP) Market Analysis (2012-2022) by End-use Sector – Chemical Processing, Electrical & Electronics, Mechanical/Industrial and Others in USD Million .....	186
Chart 130: Glance at 2012, 2017 and 2022 South Korean Fluorinated Ethylene Propylene (FEP) Volume Market Share (%) by End-use Sector – Chemical Processing, Electrical & Electronics, Mechanical/Industrial, Automotive & Transportation and Others.....	171	<b>4. REST OF WORLD.....</b>	<b>179</b>	Chart 146: Glance at 2012, 2017 and 2022 Rest of World Fluorinated Ethylene Propylene (FEP) Value Market Share (%) by End-use Sector – Chemical Processing, Electrical & Electronics, Mechanical/Industrial and Others .....	187
Value Analysis.....	172	Chart 138: Rest of World Fluorinated Ethylene Propylene (FEP) Market Analysis (2012-2022) in Volume (Metric Tons) and Value (USD Million) .....	179	<b>PART C: GUIDE TO THE INDUSTRY.....</b>	<b>188</b>
Chart 131: South Korean Fluorinated Ethylene Propylene (FEP) Market Analysis (2012-2022) by End-use Sector – Chemical Processing, Electrical & Electronics, Mechanical/Industrial, Automotive & Transportation and Others in USD Million .....	172	4.1 Rest of World Fluorinated Ethylene Propylene (FEP) Market Overview by Geographic Region .....	180	<b>1. FEP Resin Manufacturers.....</b>	<b>188</b>
Chart 132: Glance at 2012, 2017 and 2022 South Korean Fluorinated Ethylene Propylene (FEP) Value Market Share (%) by End-use Sector – Chemical Processing, Electrical & Electronics, Mechanical/Industrial, Automotive & Transportation and Others .....	173	Volume Analysis.....	180	<b>2. FEP Processors .....</b>	<b>189</b>
		Chart 139: Rest of World Fluorinated Ethylene Propylene (FEP) Market Analysis (2012-2022) by Geographic Region – South America and Middle East & Africa in Metric Tons	180	<b>PART D: ANNEXURE.....</b>	<b>193</b>
		Chart 140: Glance at 2012, 2017 and 2022 Rest of World Fluorinated Ethylene Propylene (FEP) Volume Market Share (%) by Geographic Region – South America and Middle East & Africa .....	181	<b>1. RESEARCH METHODOLOGY .....</b>	<b>193</b>
				<b>2. FEEDBACK .....</b>	<b>195</b>

## About Industry Experts

Industry Experts values the most updated and accurate market research and industry analysis to provide unique market research reports for a broad range of industry verticals including Automotive, Transportation, Healthcare, Pharmaceuticals, Food & Beverages, Chemicals, Plastics, Materials, Consumer Goods, Retail, Biotechnology, Construction, Manufacturing and Other industries. Our research reports help our clients to identify and resolve topical issues by providing a complete picture of the market in their respective industry sectors. The Company's rich collection of market research reports enable the companies to explore market drivers; forecast the future market; and to formulate the right strategies at the right time.

Industry Experts' leading edge publications makes the life easy for corporate strategists, investors, analysts and researchers, start ups, consultants, financial and banking executives, academicians and many more. The company also provides customized research reports to cater the needs of the industry.

[More about Industry Experts](#)



### INDUSTRY EXPERTS

1-7-19/C, Street No. 8, Habsiguda  
 Hyderabad – 500007, India  
 Phone: +91-40-4018-1314  
 Fax: +91-40-4027-2381  
[info@industry-experts.com](mailto:info@industry-experts.com)  
[industry-experts.com](http://industry-experts.com)