

## Polytetrafluoroethylene (PTFE) – A Global Market Overview

*The report reviews, analyzes and projects the global market for Polytetrafluoroethylene (PTFE) for the period 2012-2022*

Published: Apr 2016

Report Code: CP045

Pages: 342

Charts: 244

Price: \$4500 Single User License, \$7200 Enterprise License

### SUMMARY

Polytetrafluoroethylene (PTFE), a homopolymer of tetrafluoroethylene, is a linear chain polymer of great molecular length, or a “long chain” fluorocarbon, with the chemical formula  $(CF_2CF_2)_n$ . PTFE resins have exceptional resistance to high temperatures, chemical reaction, corrosion, and stress-cracking. The mechanical toughness, electrical, and low-friction properties of PTFE make it the plastic of choice for a host of applications and different processing techniques.

PTFE’s vast potential applications in developing world such as China, India, Russia and other emerging countries is a key opportunity for PTFE manufacturers, that would be converted into market demand by new product and application development. Increasing use of novel products like modified PTFE and expanded PTFE in applications such as chemical processing, electrical & electronics, medical devices and filtration is set to increase the global demand for PTFE in the coming years. Micronized PTFE is estimated to be the fastest growing product form owing to the increasing usage in applications including thermoplastics, lubricants and inks.

Global market for Polytetrafluoroethylene (PTFE) has reached 165 thousand metric tons in 2015 and is projected to reach 247 thousand metric tons by 2022 at a CAGR of 5.6% between 2016 and 2022. In regard to the market value, global demand for PTFE is projected to touch US\$2.9 billion by 2022. Accounting for a share estimated at 53% and equating to 87.4 thousand metric tons in 2015, Asia-Pacific is the leading global consumer of PTFE, which is also likely to post the fastest 2016-2022 CAGR of 7.3%. The chemical processing sector leads the global volume consumption of PTFE with an estimated 50.9 thousand metric tons (30.9% share). In terms of growth, the volume market for PTFE in the automotive & transportation sector is likely to post the fastest 2016-2022 CAGR of 6.9% and reach a projected 34.1 thousand metric tons by 2022.

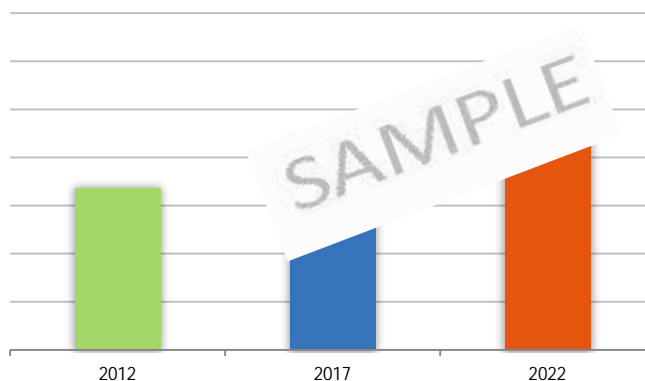
Worldwide market for PTFE product forms explored in this study includes Granular PTFE, PTFE Fine Powders, PTFE Micronized Powders and PTFE Aqueous Dispersions. The report also analyzes the key end-use sectors of PTFE comprising Chemical Processing, Electricals & Electronics, Mechanical/Industrial, Automotive & Transportation,

Building & Construction and Other Sectors including such as Medical and Textiles etc. The global markets for the above mentioned product forms, end-use sectors are analyzed in terms of volume in metric tons and value in USD.

The report reviews, analyses and projects the Polytetrafluoroethylene (PTFE) market for the period 2012-2022 globally and the regional markets including North America, Europe, Asia-Pacific and Rest of World. The regional markets further analyzed for 12 independent countries across North America – The United States, Canada and Mexico; Europe – France, Germany, Italy, Russia and the United Kingdom; and Asia-Pacific – China, Japan, India and South Korea.

This 342 page global market research report includes 244 charts (includes a data table and graphical representation for each chart), supported with meaningful and easy to understand graphical presentation, of market numbers. This report profiles 12 key global players and 25 major players across North America – 3; Europe – 5; and Asia-Pacific – 17. The research also provides the listing of the companies engaged in manufacturing, processing and compounding of PTFE. The global list of companies covers the address, contact numbers and the website addresses of 108 companies.

Global Polytetrafluoroethylene (PTFE) Market Analysis (2012-2022) in Value (USD Million)



## SAMPLE COMPANY PROFILE

### 3M COMPANY (UNITED STATES)

I-94 and McKnight Rd,  
St. Paul, MN 55144-1000, United States  
Phone: (651) 733-1110  
Fax: (651) 733-9973  
Website: www.3m.com

### Key Financials

Million USD	2015	2014	2013	2012
Net Sales	30,274	31,821	30,871	29,904
Operating Income	6,933	7,135	6,666	6,483
Net Income	4,833	4,956	4,659	4,444
<b>Industrial Business</b>				
Net Sales	10,328	10,990	10,657	10,008
Operating Income	2,263	2,389	2,307	2,244
<b>Advanced Materials</b>				
Net Sales		1,319		

Advanced Materials Division (which includes Fluoropolymers) is part of Industrial Business Segment

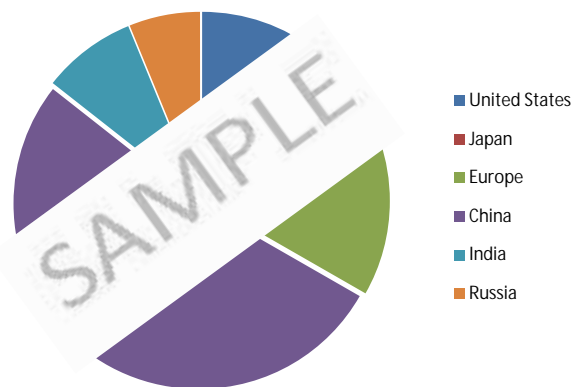
### Business Profile

Formerly called Minnesota Mining and Manufacturing Company, 3M Company is an international conglomerate incorporated in 1929 and based in St. Paul, Minnesota that employs 89,800 individuals. The company is a diversified technology enterprise operating globally in the businesses of Industrial, Safety and Graphics, Electronics and Energy, Health Care and Consumer. 3M's operations are spread across 70 countries and its products and solutions are available in about 200 countries.

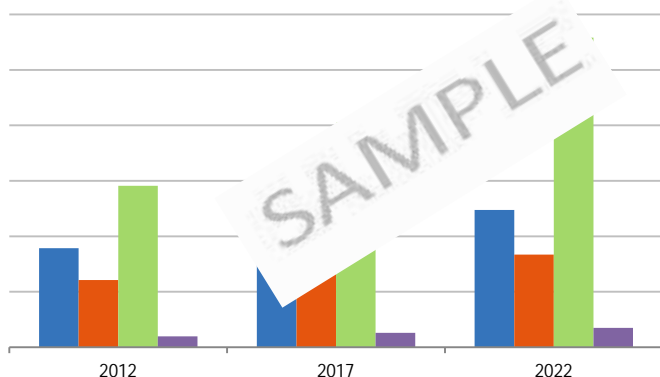
3M's Advanced Materials Division (AdMD), with its subsidiaries Dyneon GmbH and Dyneon B.V. in the fluoropolymer industry sector, stands as a leading global developer, manufacturer and supplier of fluoroelastomers, fluorothermoplastics, polytetrafluoroethylene (PTFE) and specialty additives that are offered under the Dyneon™ and Dynamar™ brands. These products find a wide range of applications in the oil & gas, chemical & petrochemical processing, automotive & aerospace and electric/electronics industries.

## SAMPLE TABLE/CHART

2015 Global Polytetrafluoroethylene (PTFE) Estimated Capacities (Metric Tons/Year) by Region/Country



Global Market for Polytetrafluoroethylene (PTFE) in Mechanical/Industrial Sector (2012-2022) by Geographic Region – North America, Europe, Asia-Pacific and Rest of World in Metric Tons



## KEY PLAYERS PROFILED

- 3M Company
- AGC Chemicals Europe Ltd.
- Asahi Glass Co Ltd
- Chemours Netherlands B.V.
- Daikin America, Inc.
- Daikin Fluorochemicals (China) Co Ltd
- Daikin Industries Ltd
- Dongyue Group Limited
- Du Pont-Mitsui Fluorochemicals Co Ltd
- Dyneon GmbH & Co. KG
- Fuxin Hengtong Fluorine Chemicals Co, Ltd
- Gujarat Fluorochemicals Limited
- Halopolymer Ojsc
- Hindustan Fluorocarbons Limited
- Shandong Huafu Fluoro-Chemical Co Ltd (Jinan 3F)
- Shanghai 3F New Material Co Ltd
- Solvay SA
- Solvay Specialty Polymers (Changshu) Co., Ltd
- Solvay Specialty Polymers Italy S.p.A.
- The Chemours (Changshu) Fluoro Technology Company Limited
- The Chemours Company

.....more

.....more

## TABLE OF CONTENTS

### PART A: GLOBAL MARKET PERSPECTIVE ..... 1

#### 1. INTRODUCTION ..... 1

1.1 Product Outline.....	2
1.1.1 What is Polytetrafluoroethylene (PTFE)?.....	2
1.1.1.1 A Brief Introduction to Fluoropolymers.....	3
Table 1: Type of Fluoropolymers.....	3
Table 2: Properties and Applications of Different Fluoropolymers.....	4
1.1.2 Chemical Structure of PTFE.....	4
Figure 1: The polymerization of TFE.....	4
1.1.3 Properties of PTFE.....	5
1.1.3.1 Thermal Properties of PTFE.....	5
Table 3: Typical Properties of PTFE.....	5
1.1.3.2 Chemical Properties of PTFE.....	6
1.1.3.3 Mechanical Properties of PTFE.....	6
1.1.3.4 Electrical Properties of PTFE.....	7
1.1.4 PTFE Manufacturing Processes.....	8
1.1.4.1 Synthesis of Tetrafluoroethylene.....	8
1.1.4.2 Production of Polytetrafluoroethylene (PTFE).....	9
1.1.4.2.1 Granular PTFE Resins.....	10
1.1.4.2.2 Fine Powder PTFE Resins.....	10
1.1.4.2.3 PTFE Aqueous Dispersions.....	11
1.1.4.2.4 PTFE Micronized Powders.....	12
1.1.4.2.5 Modified PTFE.....	12
1.1.4.2.6 Filled PTFE Resins.....	12
1.1.4.2.7 Expanded PTFE.....	13
1.1.5 PTFE Processing Methods.....	14
1.1.5.1 Granular PTFE.....	14
1.1.5.1.1 Preforming.....	14
1.1.5.1.2 Sintering.....	15
1.1.5.2 Fine Powder PTFE.....	15
1.1.5.3 PTFE Aqueous Dispersions.....	15
1.1.5.4 PTFE Micronized Powders.....	15
1.1.6 PTFE Forms and Applications.....	16
1.1.6.1 Applications of Granular PTFE.....	16
1.1.6.2 Applications of PTFE Fine Powders.....	17
1.1.6.3 Applications of PTFE Aqueous Dispersions.....	20
1.1.6.4 Applications of PTFE Micronized Powders.....	21

#### 2. GLOBAL PTFE MARKET SNAPSHOT ..... 23

2.1 PTFE Product Forms Market – A Snapshot.....	23
2.1.1 Granular Polytetrafluoroethylene (PTFE).....	23
Chart 1: Global Granular Polytetrafluoroethylene (PTFE) Market (2012, 2016 & 2022) by Geographic Region – North America, Europe, Asia-Pacific and Rest of World in Metric Tons.....	23
2.1.2 Polytetrafluoroethylene (PTFE) Fine Powders.....	24
Chart 2: Global Polytetrafluoroethylene (PTFE) Fine Powders Market (2012, 2016 & 2022) by Geographic Region – North America, Europe, Asia-Pacific and Rest of World in Metric Tons.....	24
2.1.3 Polytetrafluoroethylene (PTFE) Micronized Powders.....	25
Chart 3: Global Polytetrafluoroethylene (PTFE) Micronized Powders Market (2012, 2016 & 2022) by Geographic Region – North America, Europe, Asia-Pacific and Rest of World in Metric Tons.....	25
2.1.4 Polytetrafluoroethylene (PTFE) Aqueous Dispersions.....	26
Chart 4: Global Polytetrafluoroethylene (PTFE) Aqueous Dispersions Market (2012, 2016 & 2022) by Geographic Region – North America, Europe, Asia-Pacific and Rest of World in Metric Tons.....	26
2.2 End-use Sectors Market – A Snapshot.....	27
2.2.1 Chemical Processing Sector.....	27
Chart 5: Global Market for Polytetrafluoroethylene (PTFE) in Chemical Processing Sector (2012, 2016 & 2022) by Geographic Region – North America, Europe, Asia-Pacific and Rest of World in Metric Tons.....	27

2.2.2 Electricals & Electronics Sector.....	28
Chart 6: Global Market for Polytetrafluoroethylene (PTFE) in Electricals & Electronics Sector (2012, 2016 & 2022) by Geographic Region – North America, Europe, Asia-Pacific and Rest of World in Metric Tons.....	28
2.2.3 Mechanical/Industrial Sector.....	29
Chart 7: Global Market for Polytetrafluoroethylene (PTFE) in Mechanical/Industrial Sector (2012, 2016 & 2022) by Geographic Region – North America, Europe, Asia-Pacific and Rest of World in Metric Tons.....	29
2.2.4 Automotive & Transportation Sector.....	30
Chart 8: Global Market for Polytetrafluoroethylene (PTFE) in Automotive & Transportation Sector (2012, 2016 & 2022) by Geographic Region – North America, Europe, Asia-Pacific and Rest of World in Metric Tons.....	30
2.2.5 Construction Sector.....	31
Chart 9: Global Market for Polytetrafluoroethylene (PTFE) in Construction Sector (2012, 2016 & 2022) by Geographic Region – North America, Europe, Asia-Pacific and Rest of World in Metric Tons.....	31
2.2.6 Other Sectors.....	32
Chart 10: Global Market for Polytetrafluoroethylene (PTFE) in Other Sectors (2012, 2016 & 2022) by Geographic Region – North America, Europe, Asia-Pacific and Rest of World in Metric Tons.....	32
<b>3. KEY MARKET TRENDS.....</b>	<b>33</b>
3.1 Medical Device Industry Fuelling Demand for PTFE and Other Fluoropolymers.....	33
3.2 Demand for PTFE to Gain Further Momentum from Products with Improved Properties.....	36
<b>4. INDUSTRY LANDSCAPE.....</b>	<b>40</b>
4.1 PTFE Production Capacities.....	40
Chart 11: 2015 Global Polytetrafluoroethylene (PTFE) Resin Manufacturers and their Estimated Production Capacities (Metric Tons/Year).....	40
Chart 12: 2015 Global Polytetrafluoroethylene (PTFE) Estimated Capacities (Metric Tons/Year) by Company.....	41
Chart 13: 2015 Global Polytetrafluoroethylene (PTFE) Estimated Capacities (Metric Tons/Year) by Region/Country.....	42
4.2 Key Global Players.....	43
3m Company (United States).....	43
Asahi Glass Co Ltd (Japan).....	46
Daikin Industries Ltd (Japan).....	48
Dongyue Group Limited (China).....	51
Gujarat Fluorochemicals Limited (India).....	53
Halopolymer Ojsc (Russia).....	55
Jiangsu Meilan Chemical Co Ltd (China).....	56
Shanghai 3F New Material Co Ltd (China).....	56
Solvay SA (Belgium).....	57
The Chemours Company (United States).....	61
Zhejiang Juhua Co Ltd (China).....	67
Zhonghao Chenguang Research Institute Chemical Industry (China).....	68
<b>5. KEY BUSINESS &amp; PRODUCT TRENDS.....</b>	<b>69</b>
3M™ Dyneon™ Compound NST 1111R Launched.....	69
The Chemours Company Spun Off from DuPont.....	69
EU Intends to Ban PFOA.....	69
Shanghai 3F New Materials' PTFE Capacity Expanded.....	69
AGC FluoroCompounds Group Inaugurates Pilot Plant.....	70
DuPont Fluoropolymer Solutions Consolidates Chinese Operations.....	70
3M Introduces 3M™ Dyneon™ PTFE Dispersion TF 5035GZ without APEO and APFO.....	70
New PTFE Compounding Technology from Dyneon.....	71
Solvay and Shanghai 3F in Collaboration.....	71
HaloPolymer's Fluoroplastics Meet European Food Industry's Regulations.....	71
Shandong Dongyue Polymer Material Co Ltd Acquires Shandong HuaxiaShenzhou New material Co Ltd.....	72
HaloPolymer Joins SPI.....	72
DuPont™ Teflon® Fluoropolymer Foam Resin FFR 880 Launched.....	72
Dyneon Receives Funds from German Federal Environment Ministry.....	73

### 6. GLOBAL MARKET OVERVIEW ..... 74

Chart 14: Global Polytetrafluoroethylene (PTFE) Market Analysis (2012-2022) in Volume (Metric Tons) and Value (USD Million).....	74
6.1 Global Polytetrafluoroethylene (PTFE) Market Overview by Product Form.....	75
Volume Analysis.....	75
Chart 15: Global Polytetrafluoroethylene (PTFE) Market Analysis (2012-2022) by PTFE Form – Granular, Fine Powder, Micronized Powder and Dispersions in Metric Tons.....	75
Chart 16: Glance at 2012, 2017 and 2022 Global Polytetrafluoroethylene (PTFE) Volume Market Share (%) by PTFE Form – Granular, Fine Powder, Micronized Powder and Dispersions.....	76
Value Analysis.....	77
Chart 17: Global Polytetrafluoroethylene (PTFE) Market Analysis (2012-2022) by PTFE Form – Granular, Fine Powder, Micronized Powder and Dispersions in USD Million.....	77
Chart 18: Glance at 2012, 2017 and 2022 Global Polytetrafluoroethylene (PTFE) Value Market Share (%) by PTFE Form – Granular, Fine Powder, Micronized Powder and Dispersions.....	78
6.1.1 Global Polytetrafluoroethylene (PTFE) Product Form Market Overview by Global Region.....	79
6.1.1.1 Granular PTFE.....	79
Volume Analysis.....	79
Chart 19: Global Granular Polytetrafluoroethylene (PTFE) Market (2012-2022) by Geographic Region – North America, Europe, Asia-Pacific and Rest of World in Metric Tons.....	79
Chart 20: Glance at 2012, 2017 and 2022 Global Granular Polytetrafluoroethylene (PTFE) Volume Market Share (%) by Geographic Region – North America, Europe, Asia-Pacific and Rest of World.....	80
Value Analysis.....	81
Chart 21: Global Granular Polytetrafluoroethylene (PTFE) Market (2012-2022) by Geographic Region – North America, Europe, Asia-Pacific and Rest of World in USD Million.....	81
Chart 22: Glance at 2012, 2017 and 2022 Global Granular Polytetrafluoroethylene (PTFE) Value Market Share (%) by Geographic Region – North America, Europe, Asia-Pacific and Rest of World.....	82
6.1.1.2 PTFE Fine Powders.....	83
Volume Analysis.....	83
Chart 23: Global Polytetrafluoroethylene (PTFE) Fine Powders Market (2012-2022) by Geographic Region – North America, Europe, Asia-Pacific and Rest of World in Metric Tons.....	83
Chart 24: Glance at 2012, 2017 and 2022 Global Polytetrafluoroethylene (PTFE) Fine Powders Volume Market Share (%) by Geographic Region – North America, Europe, Asia-Pacific and Rest of World.....	84
Value Analysis.....	85
Chart 25: Global Polytetrafluoroethylene (PTFE) Fine Powders Market (2012-2022) by Geographic Region – North America, Europe, Asia-Pacific and Rest of World in USD Million.....	85
Chart 26: Glance at 2012, 2017 and 2022 Global Polytetrafluoroethylene (PTFE) Fine Powders Value Market Share (%) by Geographic Region – North America, Europe, Asia-Pacific and Rest of World.....	86
6.1.1.3 PTFE Micronized Powders.....	87
Volume Analysis.....	87
Chart 27: Global Polytetrafluoroethylene (PTFE) Micronized Powders Market (2012-2022) by Geographic Region – North America, Europe, Asia-Pacific and Rest of World in Metric Tons.....	87
Chart 28: Glance at 2012, 2017 and 2022 Global Polytetrafluoroethylene (PTFE) Micronized Powders Volume Market Share (%) by Geographic Region – North America, Europe, Asia-Pacific and Rest of World.....	88

Value Analysis.....	89	Chart 29: Global Polytetrafluoroethylene (PTFE) Micronized Powders Market (2012-2022) by Geographic Region – North America, Europe, Asia-Pacific and Rest of World in USD Million.....	89	Chart 30: Glance at 2012, 2017 and 2022 Global Polytetrafluoroethylene (PTFE) Micronized Powders Value Market Share (%) by Geographic Region – North America, Europe, Asia-Pacific and Rest of World.....	90
6.1.1.4 PTFE Aqueous Dispersions.....	91	Volume Analysis.....	91	Chart 31: Global Polytetrafluoroethylene (PTFE) Aqueous Dispersions Market (2012-2022) by Geographic Region – North America, Europe, Asia-Pacific and Rest of World in Metric Tons.....	91
Chart 32: Glance at 2012, 2017 and 2022 Global Polytetrafluoroethylene (PTFE) Aqueous Dispersions Value Market Share (%) by Geographic Region – North America, Europe, Asia-Pacific and Rest of World.....	92	Chart 33: Global Polytetrafluoroethylene (PTFE) Aqueous Dispersions Market (2012-2022) by Geographic Region – North America, Europe, Asia-Pacific and Rest of World in USD Million.....	93	Chart 34: Glance at 2012, 2017 and 2022 Global Polytetrafluoroethylene (PTFE) Aqueous Dispersions Value Market Share (%) by Geographic Region – North America, Europe, Asia-Pacific and Rest of World.....	94
6.2 Global Polytetrafluoroethylene (PTFE) Market Overview by End-use Sector.....	95	Volume Analysis.....	95	Chart 35: Global Polytetrafluoroethylene (PTFE) Market Analysis (2012-2022) by End-use Sector – Chemical Processing, Electricals & Electronics, Mechanical/Industrial, Automotive & Transportation, Construction and Others in Metric Tons.....	95
Chart 36: Glance at 2012, 2017 and 2022 Global Polytetrafluoroethylene (PTFE) Volume Market Share (%) by End-use Sector – Chemical Processing, Electricals & Electronics, Mechanical/Industrial, Automotive & Transportation, Construction and Others.....	96	Chart 37: Global Polytetrafluoroethylene (PTFE) Market Analysis (2012-2022) by End-use Sector – Chemical Processing, Electricals & Electronics, Mechanical/Industrial, Automotive & Transportation, Construction and Others in USD Million.....	97	Chart 38: Glance at 2012, 2017 and 2022 Global Polytetrafluoroethylene (PTFE) Value Market Share (%) by End-use Sector – Chemical Processing, Electricals & Electronics, Mechanical/Industrial, Automotive & Transportation, Construction and Others.....	98
6.2.1 Global Polytetrafluoroethylene (PTFE) End-use Sector Market Overview by Global Region.....	99	6.2.1.1 Chemical Processing Sector.....	99	Volume Analysis.....	99
Chart 39: Global Market for Polytetrafluoroethylene (PTFE) in Chemical Processing Sector (2012-2022) by Geographic Region – North America, Europe, Asia-Pacific and Rest of World in Metric Tons.....	99	Chart 40: Glance at 2012, 2017 and 2022 Global Volume Market Share (%) for Polytetrafluoroethylene (PTFE) in Chemical Processing Sector by Geographic Region – North America, Europe, Asia-Pacific and Rest of World.....	100	Chart 41: Global Market for Polytetrafluoroethylene (PTFE) in Chemical Processing Sector (2012-2022) by Geographic Region – North America, Europe, Asia-Pacific and Rest of World in USD Million.....	101
Chart 42: Glance at 2012, 2017 and 2022 Global Value Market Share (%) for Polytetrafluoroethylene (PTFE) in Chemical Processing Sector by Geographic Region – North America, Europe, Asia-Pacific and Rest of World.....	102	6.2.1.2 Electricals & Electronics Sector.....	103	Volume Analysis.....	103
Chart 43: Global Market for Polytetrafluoroethylene (PTFE) in Electricals & Electronics Sector (2012-2022) by Geographic Region – North America, Europe, Asia-Pacific and Rest of World in Metric Tons.....	103	Chart 44: Glance at 2012, 2017 and 2022 Global Volume Market Share (%) for Polytetrafluoroethylene (PTFE) in Electricals & Electronics Sector by Geographic Region – North America, Europe, Asia-Pacific and Rest of World.....	104	Chart 45: Global Market for Polytetrafluoroethylene (PTFE) in Electricals & Electronics Sector (2012-2022) by Geographic Region – North America, Europe, Asia-Pacific and Rest of World in USD Million.....	105
Chart 46: Glance at 2012, 2017 and 2022 Global Value Market Share (%) for Polytetrafluoroethylene (PTFE) in Electricals & Electronics Sector by Geographic Region – North America, Europe, Asia-Pacific and Rest of World.....	106	6.2.1.3 Mechanical/Industrial Sector.....	107	Volume Analysis.....	107
Chart 47: Global Market for Polytetrafluoroethylene (PTFE) in Mechanical/Industrial Sector (2012-2022) by Geographic Region – North America, Europe, Asia-Pacific and Rest of World in Metric Tons.....	107	Chart 48: Glance at 2012, 2017 and 2022 Global Volume Market Share (%) for Polytetrafluoroethylene (PTFE) in Mechanical/Industrial Sector by Geographic Region – North America, Europe, Asia-Pacific and Rest of World.....	108	Chart 49: Global Market for Polytetrafluoroethylene (PTFE) in Mechanical/Industrial Sector (2012-2022) by Geographic Region – North America, Europe, Asia-Pacific and Rest of World in USD Million.....	109
Chart 50: Glance at 2012, 2017 and 2022 Global Value Market Share (%) for Polytetrafluoroethylene (PTFE) in Mechanical/Industrial Sector by Geographic Region – North America, Europe, Asia-Pacific and Rest of World.....	110	6.2.1.4 Automotive & Transportation Sector.....	111	Volume Analysis.....	111
Chart 51: Global Market for Polytetrafluoroethylene (PTFE) in Automotive & Transportation Sector (2012-2022) by Geographic Region – North America, Europe, Asia-Pacific and Rest of World in Metric Tons.....	111	Chart 52: Glance at 2012, 2017 and 2022 Global Volume Market Share (%) for Polytetrafluoroethylene (PTFE) in Automotive & Transportation Sector by Geographic Region – North America, Europe, Asia-Pacific and Rest of World.....	112	Chart 53: Global Market for Polytetrafluoroethylene (PTFE) in Automotive & Transportation Sector (2012-2022) by Geographic Region – North America, Europe, Asia-Pacific and Rest of World in USD Million.....	113
Chart 54: Glance at 2012, 2017 and 2022 Global Value Market Share (%) for Polytetrafluoroethylene (PTFE) in Automotive & Transportation Sector by Geographic Region – North America, Europe, Asia-Pacific and Rest of World.....	114	6.2.1.5 Construction Sector.....	115	Volume Analysis.....	115
Chart 55: Global Market for Polytetrafluoroethylene (PTFE) in Construction Sector (2012-2022) by Geographic Region – North America, Europe, Asia-Pacific and Rest of World in Metric Tons.....	115	Chart 56: Glance at 2012, 2017 and 2022 Global Volume Market Share (%) for Polytetrafluoroethylene (PTFE) in Construction Sector by Geographic Region – North America, Europe, Asia-Pacific and Rest of World.....	116	Chart 57: Global Market for Polytetrafluoroethylene (PTFE) in Construction Sector (2012-2022) by Geographic Region – North America, Europe, Asia-Pacific and Rest of World in USD Million.....	117
Chart 58: Glance at 2012, 2017 and 2022 Global Value Market Share (%) for Polytetrafluoroethylene (PTFE) in Construction Sector by Geographic Region – North America, Europe, Asia-Pacific and Rest of World.....	118	6.2.1.6 Other Sectors.....	119	Volume Analysis.....	119
Chart 59: Global Market for Polytetrafluoroethylene (PTFE) in Other Sectors (2012-2022) by Geographic Region – North America, Europe, Asia-Pacific and Rest of World in Metric Tons.....	119	Chart 60: Glance at 2012, 2017 and 2022 Global Volume Market Share (%) for Polytetrafluoroethylene (PTFE) in Other Sectors by Geographic Region – North America, Europe, Asia-Pacific and Rest of World.....	120	Chart 61: Global Market for Polytetrafluoroethylene (PTFE) in Other Sectors (2012-2022) by Geographic Region – North America, Europe, Asia-Pacific and Rest of World in USD Million.....	121
Chart 62: Glance at 2012, 2017 and 2022 Global Value Market Share (%) for Polytetrafluoroethylene (PTFE) in Other Sectors by Geographic Region – North America, Europe, Asia-Pacific and Rest of World.....	122	6.2.1.6 Other Sectors.....	119	Chart 63: Global Polytetrafluoroethylene (PTFE) Market Analysis (2012-2022) by Geographic Region – North America, Europe, Asia-Pacific and Rest of World in Metric Tons.....	123
				Chart 64: Glance at 2012, 2017 and 2022 Global Polytetrafluoroethylene (PTFE) Volume Market Share (%) by Geographic Region – North America, Europe, Asia-Pacific and Rest of World.....	124
				Value Analysis.....	125
				Chart 65: Global Polytetrafluoroethylene (PTFE) Market Analysis (2012-2022) by Geographic Region – North America, Europe, Asia-Pacific and Rest of World in USD Million.....	125
				Chart 66: Glance at 2012, 2017 and 2022 Global Polytetrafluoroethylene (PTFE) Value Market Share (%) by Geographic Region – North America, Europe, Asia-Pacific and Rest of World.....	126
				<b>PART B: REGIONAL MARKET PERSPECTIVE.. 123</b>	
				<b>Global Polytetrafluoroethylene (PTFE) Market Overview by Geographic Region..... 123</b>	
				Volume Analysis.....	123
				Chart 67: North American Polytetrafluoroethylene (PTFE) Market Analysis (2012-2022) in Volume (Metric Tons) and Value (USD Million).....	127
				1.1 North American Polytetrafluoroethylene (PTFE) Market Overview by Geographic Region.....	128
				Volume Analysis.....	128
				Chart 68: North American Polytetrafluoroethylene (PTFE) Market Analysis (2012-2022) by Region – United States, Canada and Mexico in Metric Tons.....	128
				Chart 69: Glance at 2012, 2017 and 2022 North American Polytetrafluoroethylene (PTFE) Value Market Share (%) by Region – United States, Canada and Mexico.....	129
				Value Analysis.....	130
				Chart 70: North American Polytetrafluoroethylene (PTFE) Market Analysis (2012-2022) by Region – United States, Canada and Mexico in USD Million.....	130
				Chart 71: Glance at 2012, 2017 and 2022 North American Polytetrafluoroethylene (PTFE) Value Market Share (%) by Region – United States, Canada and Mexico.....	131
				1.2 North American Polytetrafluoroethylene (PTFE) Market Overview by Product Form.....	132
				Volume Analysis.....	132
				Chart 72: North American Polytetrafluoroethylene (PTFE) Market Analysis (2012-2022) by PTFE Form – Granular, Fine Powder, Micronized Powder and Dispersions in Metric Tons.....	132
				Chart 73: Glance at 2012, 2017 and 2022 North American Polytetrafluoroethylene (PTFE) Volume Market Share (%) by PTFE Form – Granular, Fine Powder, Micronized Powder and Dispersions.....	133
				Value Analysis.....	134
				Chart 74: North American Polytetrafluoroethylene (PTFE) Market Analysis (2012-2022) by PTFE Form – Granular, Fine Powder, Micronized Powder and Dispersions in USD Million.....	134
				Chart 75: Glance at 2012, 2017 and 2022 North American Polytetrafluoroethylene (PTFE) Value Market Share (%) by PTFE Form – Granular, Fine Powder, Micronized Powder and Dispersions.....	135

1.3 North American Polytetrafluoroethylene (PTFE) Market Overview by End-use Sector.....	136	Chart 89: Canadian Polytetrafluoroethylene (PTFE) Market Analysis (2012-2022) in Volume (Metric Tons) and Value (USD Million).....	154	Chart 104: Glance at 2012, 2017 and 2022 Mexican Polytetrafluoroethylene (PTFE) Volume Market Share (%) by End-use Sector – Chemical Processing, Electricals & Electronics, Mechanical/Industrial, Automotive & Transportation, Construction and Others.....	169
Volume Analysis.....	136	1.5.2.1 Market Overview by PTFE Product Form ...	155	Value Analysis.....	170
Chart 76: North American Polytetrafluoroethylene (PTFE) Market Analysis (2012-2022) by End-use Sector – Chemical Processing, Electricals & Electronics, Mechanical/Industrial, Automotive & Transportation, Construction and Others in Metric Tons.....	136	Volume Analysis.....	155	Chart 105: Mexican Polytetrafluoroethylene (PTFE) Market Analysis (2012-2022) by End-use Sector – Chemical Processing, Electricals & Electronics, Mechanical/Industrial, Automotive & Transportation, Construction and Others in USD Million.....	170
Chart 77: Glance at 2012, 2017 and 2022 North American Polytetrafluoroethylene (PTFE) Volume Market Share (%) by End-use Sector – Chemical Processing, Electricals & Electronics, Mechanical/Industrial, Automotive & Transportation, Construction and Others.....	137	Chart 90: Canadian Polytetrafluoroethylene (PTFE) Market Analysis (2012-2022) by PTFE Form – Granular, Fine Powder, Micronized Powder and Dispersions in Metric Tons.....	155	Chart 106: Glance at 2012, 2017 and 2022 Mexican Polytetrafluoroethylene (PTFE) Value Market Share (%) by End-use Sector – Chemical Processing, Electricals & Electronics, Mechanical/Industrial, Automotive & Transportation, Construction and Others.....	171
Value Analysis.....	138	Chart 91: Glance at 2012, 2017 and 2022 Canadian Polytetrafluoroethylene (PTFE) Volume Market Share (%) by PTFE Form – Granular, Fine Powder, Micronized Powder and Dispersions.....	156	2. EUROPE .....	172
Chart 78: North American Polytetrafluoroethylene (PTFE) Market Analysis (2012-2022) by End-use Sector – Chemical Processing, Electricals & Electronics, Mechanical/Industrial, Automotive & Transportation, Construction and Others in USD Million.....	138	Value Analysis.....	157	Chart 107: European Polytetrafluoroethylene (PTFE) Market Analysis (2012-2022) in Volume (Metric Tons) and Value (USD Million) .....	172
Chart 79: Glance at 2012, 2017 and 2022 North American Polytetrafluoroethylene (PTFE) Value Market Share (%) by End-use Sector – Chemical Processing, Electricals & Electronics, Mechanical/Industrial, Automotive & Transportation, Construction and Others.....	139	Chart 92: Canadian Polytetrafluoroethylene (PTFE) Market Analysis (2012-2022) by PTFE Form – Granular, Fine Powder, Micronized Powder and Dispersions in USD Million.....	157	2.1 European Polytetrafluoroethylene (PTFE) Market Overview by Geographic Region.....	173
1.4 Major Market Players .....	140	Chart 93: Glance at 2012, 2017 and 2022 Canadian Polytetrafluoroethylene (PTFE) Value Market Share (%) by PTFE Form – Granular, Fine Powder, Micronized Powder and Dispersions.....	158	Volume Analysis .....	173
3m Company (United States).....	140	1.5.2.2 Market Overview by End-use Sector.....	159	Chart 108: European Polytetrafluoroethylene (PTFE) Market Analysis (2012-2022) by Region – France, Germany, Italy, Russia, The United Kingdom and Rest of Europe in Metric Tons.....	173
Daikin America, Inc. (United States) .....	142	Volume Analysis.....	159	Chart 109: Glance at 2012, 2017 and 2022 European Polytetrafluoroethylene (PTFE) Volume Market Share (%) by Region – France, Germany, Italy, Russia, The United Kingdom and Rest of Europe .....	174
The Chemours Company (United States).....	143	Chart 94: Canadian Polytetrafluoroethylene (PTFE) Market Analysis (2012-2022) by End-use Sector – Chemical Processing, Electricals & Electronics, Mechanical/Industrial, Automotive & Transportation, Construction and Others in Metric Tons.....	159	Value Analysis.....	175
1.5 North American Polytetrafluoroethylene (PTFE) Market Overview by Country.....	145	Chart 95: Glance at 2012, 2017 and 2022 Canadian Polytetrafluoroethylene (PTFE) Volume Market Share (%) by End-use Sector – Chemical Processing, Electricals & Electronics, Mechanical/Industrial, Automotive & Transportation, Construction and Others .....	160	Chart 110: European Polytetrafluoroethylene (PTFE) Market Analysis (2012-2022) by Region – France, Germany, Italy, Russia, The United Kingdom and Rest of Europe in USD Million.....	175
1.5.1 The United States.....	145	Value Analysis.....	161	Chart 111: Glance at 2012, 2017 and 2022 European Polytetrafluoroethylene (PTFE) Value Market Share (%) by Region – France, Germany, Italy, Russia, The United Kingdom and Rest of Europe .....	176
Chart 80: United States Polytetrafluoroethylene (PTFE) Market Analysis (2012-2022) in Volume (Metric Tons) and Value (USD Million).....	145	Chart 96: Canadian Polytetrafluoroethylene (PTFE) Market Analysis (2012-2022) by End-use Sector – Chemical Processing, Electricals & Electronics, Mechanical/Industrial, Automotive & Transportation, Construction and Others in USD Million.....	161	2.2 European Polytetrafluoroethylene (PTFE) Market Overview by Product Form.....	177
1.5.1.1 Market Overview by Product Form.....	146	Chart 97: Glance at 2012, 2017 and 2022 Canadian Polytetrafluoroethylene (PTFE) Value Market Share (%) by End-use Sector – Chemical Processing, Electricals & Electronics, Mechanical/Industrial, Automotive & Transportation, Construction and Others .....	162	Volume Analysis .....	177
Volume Analysis.....	146	1.5.3 Mexico.....	163	Chart 112: European Polytetrafluoroethylene (PTFE) Market Analysis (2012-2022) by PTFE Form – Granular, Fine Powder, Micronized Powder and Dispersions in Metric Tons.....	177
Chart 81: United States Polytetrafluoroethylene (PTFE) Market Analysis (2012-2022) by PTFE Form – Granular, Fine Powder, Micronized Powder and Dispersions in Metric Tons .....	146	Chart 98: Mexican Polytetrafluoroethylene (PTFE) Market Analysis (2012-2022) in Volume (Metric Tons) and Value (USD Million).....	163	Chart 113: Glance at 2012, 2017 and 2022 European Polytetrafluoroethylene (PTFE) Volume Market Share (%) by PTFE Form – Granular, Fine Powder, Micronized Powder and Dispersions .....	178
Chart 82: Glance at 2012, 2017 and 2022 United States Polytetrafluoroethylene (PTFE) Volume Market Share (%) by PTFE Form – Granular, Fine Powder, Micronized Powder and Dispersions.....	147	1.5.3.1 Market Overview by PTFE Product Form ...	164	Value Analysis.....	179
Value Analysis.....	148	Volume Analysis.....	164	Chart 114: European Polytetrafluoroethylene (PTFE) Market Analysis (2012-2022) by PTFE Form – Granular, Fine Powder, Micronized Powder and Dispersions in USD Million.....	179
Chart 83: United States Polytetrafluoroethylene (PTFE) Market Analysis (2012-2022) by PTFE Form – Granular, Fine Powder, Micronized Powder and Dispersions in USD Million.....	148	Chart 99: Mexican Polytetrafluoroethylene (PTFE) Market Analysis (2012-2022) by PTFE Form – Granular, Fine Powder, Micronized Powder and Dispersions in Metric Tons.....	164	Chart 115: Glance at 2012, 2017 and 2022 European Polytetrafluoroethylene (PTFE) Value Market Share (%) by PTFE Form – Granular, Fine Powder, Micronized Powder and Dispersions.....	180
Chart 84: Glance at 2012, 2017 and 2022 United States Polytetrafluoroethylene (PTFE) Value Market Share (%) by PTFE Form – Granular, Fine Powder, Micronized Powder and Dispersions.....	149	Chart 100: Glance at 2012, 2017 and 2022 Mexican Polytetrafluoroethylene (PTFE) Volume Market Share (%) by PTFE Form – Granular, Fine Powder, Micronized Powder and Dispersions.....	165	2.3 European Polytetrafluoroethylene (PTFE) Market Overview by End-use Sector .....	181
1.5.1.2 Market Overview by End-use Sector.....	150	Value Analysis.....	166	Volume Analysis .....	181
Volume Analysis.....	150	Chart 101: Mexican Polytetrafluoroethylene (PTFE) Market Analysis (2012-2022) by PTFE Form – Granular, Fine Powder, Micronized Powder and Dispersions in USD Million.....	166	Chart 116: European Polytetrafluoroethylene (PTFE) Market Analysis (2012-2022) by End-use Sector – Chemical Processing, Electricals & Electronics, Mechanical/Industrial, Automotive & Transportation, Construction and Others in Metric Tons.....	181
Chart 85: United States Polytetrafluoroethylene (PTFE) Market Analysis (2012-2022) by End-use Sector – Chemical Processing, Electricals & Electronics, Mechanical/Industrial, Automotive & Transportation, Construction and Others in Metric Tons.....	150	Chart 102: Glance at 2012, 2017 and 2022 Mexican Polytetrafluoroethylene (PTFE) Value Market Share (%) by PTFE Form – Granular, Fine Powder, Micronized Powder and Dispersions.....	167	Chart 117: Glance at 2012, 2017 and 2022 European Polytetrafluoroethylene (PTFE) Volume Market Share (%) by End-use Sector – Chemical Processing, Electricals & Electronics, Mechanical/Industrial, Automotive & Transportation, Construction and Others.....	182
Chart 86: Glance at 2012, 2017 and 2022 United States Polytetrafluoroethylene (PTFE) Volume Market Share (%) by End-use Sector – Chemical Processing, Electricals & Electronics, Mechanical/Industrial, Automotive & Transportation, Construction and Others.....	151	1.5.3.2 Market Overview by End-use Sector.....	168	Value Analysis.....	183
Value Analysis.....	152	Volume Analysis.....	168	Chart 118: European Polytetrafluoroethylene (PTFE) Market Analysis (2012-2022) by End-use Sector – Chemical Processing, Electricals & Electronics, Mechanical/Industrial, Automotive & Transportation, Construction and Others in USD Million.....	183
Chart 87: United States Polytetrafluoroethylene (PTFE) Market Analysis (2012-2022) by End-use Sector – Chemical Processing, Electricals & Electronics, Mechanical/Industrial, Automotive & Transportation, Construction and Others in USD Million.....	152	Chart 103: Mexican Polytetrafluoroethylene (PTFE) Market Analysis (2012-2022) by End-use Sector – Chemical Processing, Electricals & Electronics, Mechanical/Industrial, Automotive & Transportation, Construction and Others in Metric Tons.....	168		
Chart 88: Glance at 2012, 2017 and 2022 United States Polytetrafluoroethylene (PTFE) Value Market Share (%) by End-use Sector – Chemical Processing, Electricals & Electronics, Mechanical/Industrial, Automotive & Transportation, Construction and Others.....	153				

Chart 119: Glance at 2012, 2017 and 2022 European Polytetrafluoroethylene (PTFE) Value Market Share (%) by End-use Sector – Chemical Processing, Electricals & Electronics, Mechanical/Industrial, Automotive & Transportation, Construction and Others.....	184	Chart 133: Glance at 2012, 2017 and 2022 German Polytetrafluoroethylene (PTFE) Value Market Share (%) by PTFE Form – Granular, Fine Powder, Micronized Powder and Dispersions.....	205	2.5.4.1 Market Overview by PTFE Product Form ...	220
<b>2.4 Major Market Players .....</b>	<b>185</b>	<b>2.5.2.2 Market Overview by End-use Sector .....</b>	<b>206</b>	<b>Volume Analysis .....</b>	<b>220</b>
AGC Chemicals Europe Ltd. (United Kingdom).....	185	<b>Volume Analysis.....</b>	<b>206</b>	Chart 148: Russian Polytetrafluoroethylene (PTFE) Market Analysis (2012-2022) by PTFE Form – Granular, Fine Powder, Micronized Powder and Dispersions in Metric Tons.....	220
Dyneon GmbH & Co. KG (Germany).....	186	Chart 134: German Polytetrafluoroethylene (PTFE) Market Analysis (2012-2022) by End-use Sector – Chemical Processing, Electricals & Electronics, Mechanical/Industrial, Automotive & Transportation, Construction and Others in Metric Tons .....	206	Chart 149: Glance at 2012, 2017 and 2022 Russian Polytetrafluoroethylene (PTFE) Volume Market Share (%) by PTFE Form – Granular, Fine Powder, Micronized Powder and Dispersions .....	221
Chemours Netherlands B.V. (Netherlands).....	188	Chart 135: Glance at 2012, 2017 and 2022 German Polytetrafluoroethylene (PTFE) Value Market Share (%) by End-use Sector – Chemical Processing, Electricals & Electronics, Mechanical/Industrial, Automotive & Transportation, Construction and Others .....	207	<b>Value Analysis.....</b>	<b>222</b>
Halopolymer OJSC (Russia).....	189	<b>Value Analysis.....</b>	<b>208</b>	Chart 150: Russian Polytetrafluoroethylene (PTFE) Market Analysis (2012-2022) by PTFE Form – Granular, Fine Powder, Micronized Powder and Dispersions in USD Million .....	222
Solvay Specialty Polymers Italy S.p.A. (Italy).....	190	Chart 136: German Polytetrafluoroethylene (PTFE) Market Analysis (2012-2022) by End-use Sector – Chemical Processing, Electricals & Electronics, Mechanical/Industrial, Automotive & Transportation, Construction and Others in USD Million.....	208	Chart 151: Glance at 2012, 2017 and 2022 Russian Polytetrafluoroethylene (PTFE) Value Market Share (%) by PTFE Form – Granular, Fine Powder, Micronized Powder and Dispersions .....	223
<b>2.5 European Polytetrafluoroethylene (PTFE) Market Overview by Country .....</b>	<b>192</b>	Chart 137: Glance at 2012, 2017 and 2022 German Polytetrafluoroethylene (PTFE) Value Market Share (%) by End-use Sector – Chemical Processing, Electricals & Electronics, Mechanical/Industrial, Automotive & Transportation, Construction and Others .....	209	<b>2.5.4.2 Market Overview by End-use Sector .....</b>	<b>224</b>
<b>2.5.1 France.....</b>	<b>192</b>	<b>2.5.3 Italy .....</b>	<b>210</b>	<b>Volume Analysis .....</b>	<b>224</b>
Chart 120: French Polytetrafluoroethylene (PTFE) Market Analysis (2012-2022) in Volume (Metric Tons) and Value (USD Million) .....	192	Chart 138: Italian Polytetrafluoroethylene (PTFE) Market Analysis (2012-2022) in Volume (Metric Tons) and Value (USD Million).....	210	Chart 152: Russian Polytetrafluoroethylene (PTFE) Market Analysis (2012-2022) by End-use Sector – Chemical Processing, Electricals & Electronics, Mechanical/Industrial, Automotive & Transportation, Construction and Others in Metric Tons .....	224
<b>2.5.1.1 Market Overview by PTFE Product Form ...</b>	<b>193</b>	<b>2.5.3.1 Market Overview by PTFE Product Form ...</b>	<b>211</b>	Chart 153: Glance at 2012, 2017 and 2022 Russian Polytetrafluoroethylene (PTFE) Value Market Share (%) by End-use Sector – Chemical Processing, Electricals & Electronics, Mechanical/Industrial, Automotive & Transportation, Construction and Others .....	225
<b>Volume Analysis.....</b>	<b>193</b>	<b>Volume Analysis.....</b>	<b>211</b>	<b>Value Analysis.....</b>	<b>226</b>
Chart 121: French Polytetrafluoroethylene (PTFE) Market Analysis (2012-2022) by PTFE Form – Granular, Fine Powder, Micronized Powder and Dispersions in Metric Tons.....	193	Chart 139: Italian Polytetrafluoroethylene (PTFE) Market Analysis (2012-2022) by PTFE Form – Granular, Fine Powder, Micronized Powder and Dispersions in Metric Tons .....	211	Chart 154: Russian Polytetrafluoroethylene (PTFE) Market Analysis (2012-2022) by End-use Sector – Chemical Processing, Electricals & Electronics, Mechanical/Industrial, Automotive & Transportation, Construction and Others in USD Million .....	226
Chart 122: Glance at 2012, 2017 and 2022 French Polytetrafluoroethylene (PTFE) Value Market Share (%) by PTFE Form – Granular, Fine Powder, Micronized Powder and Dispersions .....	194	Chart 140: Glance at 2012, 2017 and 2022 Italian Polytetrafluoroethylene (PTFE) Value Market Share (%) by PTFE Form – Granular, Fine Powder, Micronized Powder and Dispersions.....	212	Chart 155: Glance at 2012, 2017 and 2022 Russian Polytetrafluoroethylene (PTFE) Value Market Share (%) by End-use Sector – Chemical Processing, Electricals & Electronics, Mechanical/Industrial, Automotive & Transportation, Construction and Others.....	227
<b>Value Analysis.....</b>	<b>195</b>	<b>Value Analysis.....</b>	<b>213</b>	<b>2.5.5 The United Kingdom.....</b>	<b>228</b>
Chart 123: French Polytetrafluoroethylene (PTFE) Market Analysis (2012-2022) by PTFE Form – Granular, Fine Powder, Micronized Powder and Dispersions in USD Million .....	195	Chart 141: Italian Polytetrafluoroethylene (PTFE) Market Analysis (2012-2022) by PTFE Form – Granular, Fine Powder, Micronized Powder and Dispersions in USD Million .....	213	Chart 156: UK Polytetrafluoroethylene (PTFE) Market Analysis (2012-2022) in Volume (Metric Tons) and Value (USD Million) .....	228
Chart 124: Glance at 2012, 2017 and 2022 French Polytetrafluoroethylene (PTFE) Value Market Share (%) by PTFE Form – Granular, Fine Powder, Micronized Powder and Dispersions .....	196	Chart 142: Glance at 2012, 2017 and 2022 Italian Polytetrafluoroethylene (PTFE) Value Market Share (%) by PTFE Form – Granular, Fine Powder, Micronized Powder and Dispersions.....	214	<b>2.5.5.1 Market Overview by PTFE Product Form ...</b>	<b>229</b>
<b>2.5.1.2 Market Overview by End-use Sector .....</b>	<b>197</b>	<b>2.5.3.2 Market Overview by End-use Sector .....</b>	<b>215</b>	<b>Volume Analysis .....</b>	<b>229</b>
<b>Volume Analysis.....</b>	<b>197</b>	<b>Volume Analysis.....</b>	<b>215</b>	Chart 157: UK Polytetrafluoroethylene (PTFE) Market Analysis (2012-2022) by PTFE Form – Granular, Fine Powder, Micronized Powder and Dispersions in Metric Tons.....	229
Chart 125: French Polytetrafluoroethylene (PTFE) Market Analysis (2012-2022) by End-use Sector – Chemical Processing, Electricals & Electronics, Mechanical/Industrial, Automotive & Transportation, Construction and Others in Metric Tons.....	197	Chart 143: Italian Polytetrafluoroethylene (PTFE) Market Analysis (2012-2022) by End-use Sector – Chemical Processing, Electricals & Electronics, Mechanical/Industrial, Automotive & Transportation, Construction and Others in Metric Tons .....	215	Chart 158: Glance at 2012, 2017 and 2022 UK Polytetrafluoroethylene (PTFE) Value Market Share (%) by PTFE Form – Granular, Fine Powder, Micronized Powder and Dispersions .....	230
Chart 126: Glance at 2012, 2017 and 2022 French Polytetrafluoroethylene (PTFE) Volume Market Share (%) by End-use Sector – Chemical Processing, Electricals & Electronics, Mechanical/Industrial, Automotive & Transportation, Construction and Others.....	198	Chart 144: Glance at 2012, 2017 and 2022 Italian Polytetrafluoroethylene (PTFE) Value Market Share (%) by End-use Sector – Chemical Processing, Electricals & Electronics, Mechanical/Industrial, Automotive & Transportation, Construction and Others .....	216	<b>Value Analysis.....</b>	<b>231</b>
<b>Value Analysis.....</b>	<b>199</b>	<b>2.5.3.3 Market Overview by End-use Sector .....</b>	<b>215</b>	Chart 159: UK Polytetrafluoroethylene (PTFE) Market Analysis (2012-2022) by PTFE Form – Granular, Fine Powder, Micronized Powder and Dispersions in USD Million .....	231
Chart 127: French Polytetrafluoroethylene (PTFE) Market Analysis (2012-2022) by End-use Sector – Chemical Processing, Electricals & Electronics, Mechanical/Industrial, Automotive & Transportation, Construction and Others in USD Million .....	199	<b>Volume Analysis.....</b>	<b>217</b>	Chart 160: Glance at 2012, 2017 and 2022 UK Polytetrafluoroethylene (PTFE) Value Market Share (%) by PTFE Form – Granular, Fine Powder, Micronized Powder and Dispersions .....	232
Chart 128: Glance at 2012, 2017 and 2022 French Polytetrafluoroethylene (PTFE) Value Market Share (%) by End-use Sector – Chemical Processing, Electricals & Electronics, Mechanical/Industrial, Automotive & Transportation, Construction and Others.....	200	Chart 145: Italian Polytetrafluoroethylene (PTFE) Market Analysis (2012-2022) by End-use Sector – Chemical Processing, Electricals & Electronics, Mechanical/Industrial, Automotive & Transportation, Construction and Others in USD Million.....	217	<b>2.5.5.2 Market Overview by End-use Sector .....</b>	<b>233</b>
<b>2.5.2 Germany.....</b>	<b>201</b>	Chart 146: Glance at 2012, 2017 and 2022 Italian Polytetrafluoroethylene (PTFE) Value Market Share (%) by End-use Sector – Chemical Processing, Electricals & Electronics, Mechanical/Industrial, Automotive & Transportation, Construction and Others .....	218	<b>Volume Analysis .....</b>	<b>233</b>
Chart 129: German Polytetrafluoroethylene (PTFE) Market Analysis (2012-2022) in Volume (Metric Tons) and Value (USD Million) .....	201	<b>2.5.4 Russia .....</b>	<b>219</b>	Chart 161: UK Polytetrafluoroethylene (PTFE) Market Analysis (2012-2022) by End-use Sector – Chemical Processing, Electricals & Electronics, Mechanical/Industrial, Automotive & Transportation, Construction and Others in Metric Tons .....	233
<b>2.5.2.1 Market Overview by PTFE Product Form ...</b>	<b>202</b>	Chart 147: Russian Polytetrafluoroethylene (PTFE) Market Analysis (2012-2022) in Volume (Metric Tons) and Value (USD Million).....	219	Chart 162: Glance at 2012, 2017 and 2022 UK Polytetrafluoroethylene (PTFE) Value Market Share (%) by End-use Sector – Chemical Processing, Electricals & Electronics, Mechanical/Industrial, Automotive & Transportation, Construction and Others.....	234
<b>Volume Analysis.....</b>	<b>202</b>				
Chart 130: German Polytetrafluoroethylene (PTFE) Market Analysis (2012-2022) by PTFE Form – Granular, Fine Powder, Micronized Powder and Dispersions in Metric Tons.....	202				
Chart 131: Glance at 2012, 2017 and 2022 German Polytetrafluoroethylene (PTFE) Volume Market Share (%) by PTFE Form – Granular, Fine Powder, Micronized Powder and Dispersions.....	203				
<b>Value Analysis.....</b>	<b>204</b>				
Chart 132: German Polytetrafluoroethylene (PTFE) Market Analysis (2012-2022) by PTFE Form – Granular, Fine Powder, Micronized Powder and Dispersions in USD Million.....	204				

Value Analysis.....	235	3.2 Asia-Pacific Polytetrafluoroethylene (PTFE)		Chart 189: Glance at 2012, 2017 and 2022 Chinese Polytetrafluoroethylene (PTFE) Volume Market Share (%) by PTFE Form – Granular, Fine Powder, Micronized Powder and Dispersions.....	279
Chart 163: UK Polytetrafluoroethylene (PTFE) Market Analysis (2012-2022) by End-use Sector – Chemical Processing, Electricals & Electronics, Mechanical/Industrial, Automotive & Transportation, Construction and Others in USD Million.....	235	Market Overview by Product Form.....	251	Value Analysis.....	280
Chart 164: Glance at 2012, 2017 and 2022 UK Polytetrafluoroethylene (PTFE) Value Market Share (%) by End-use Sector – Chemical Processing, Electricals & Electronics, Mechanical/Industrial, Automotive & Transportation, Construction and Others.....	236	Volume Analysis.....	251	Chart 190: Chinese Polytetrafluoroethylene (PTFE) Market Analysis (2012-2022) by PTFE Form – Granular, Fine Powder, Micronized Powder and Dispersions in USD Million.....	280
<b>2.5.6 Rest of Europe.....</b>	<b>237</b>	Chart 179: Asia-Pacific Polytetrafluoroethylene (PTFE) Market Analysis (2012-2022) by PTFE Form – Granular, Fine Powder, Micronized Powder and Dispersions in Metric Tons.....	251	Chart 191: Glance at 2012, 2017 and 2022 Chinese Polytetrafluoroethylene (PTFE) Value Market Share (%) by PTFE Form – Granular, Fine Powder, Micronized Powder and Dispersions.....	281
Chart 165: Rest of Europe Polytetrafluoroethylene (PTFE) Market Analysis (2012-2022) in Volume (Metric Tons) and Value (USD Million).....	237	Chart 180: Glance at 2012, 2017 and 2022 Asia-Pacific Polytetrafluoroethylene (PTFE) Volume Market Share (%) by PTFE Form – Granular, Fine Powder, Micronized Powder and Dispersions.....	252	<b>3.5.1.2 Market Overview by End-use Sector.....</b>	<b>282</b>
<b>2.5.6.1 Market Overview by PTFE Product Form ...</b>	<b>238</b>	Value Analysis.....	253	Volume Analysis.....	282
Value Analysis.....	238	Chart 181: Asia-Pacific Polytetrafluoroethylene (PTFE) Market Analysis (2012-2022) by PTFE Form – Granular, Fine Powder, Micronized Powder and Dispersions in USD Million.....	253	Chart 192: Chinese Polytetrafluoroethylene (PTFE) Market Analysis (2012-2022) by End-use Sector – Chemical Processing, Electricals & Electronics, Mechanical/Industrial, Automotive & Transportation, Construction and Others in Metric Tons.....	282
Chart 166: Rest of Europe Polytetrafluoroethylene (PTFE) Market Analysis (2012-2022) by PTFE Form – Granular, Fine Powder, Micronized Powder and Dispersions in Metric Tons.....	238	Chart 182: Glance at 2012, 2017 and 2022 Asia-Pacific Polytetrafluoroethylene (PTFE) Value Market Share (%) by PTFE Form – Granular, Fine Powder, Micronized Powder and Dispersions.....	254	Chart 193: Glance at 2012, 2017 and 2022 Chinese Polytetrafluoroethylene (PTFE) Volume Market Share (%) by End-use Sector – Chemical Processing, Electricals & Electronics, Mechanical/Industrial, Automotive & Transportation, Construction and Others.....	283
Chart 167: Glance at 2012, 2017 and 2022 Rest of Europe Polytetrafluoroethylene (PTFE) Volume Market Share (%) by PTFE Form – Granular, Fine Powder, Micronized Powder and Dispersions.....	239	<b>3.3 Asia-Pacific Polytetrafluoroethylene (PTFE)</b>		Value Analysis.....	284
Value Analysis.....	240	Market Overview by End-use Sector.....	255	Chart 194: Chinese Polytetrafluoroethylene (PTFE) Market Analysis (2012-2022) by End-use Sector – Chemical Processing, Electricals & Electronics, Mechanical/Industrial, Automotive & Transportation, Construction and Others in USD Million.....	284
Chart 168: Rest of Europe Polytetrafluoroethylene (PTFE) Market Analysis (2012-2022) by PTFE Form – Granular, Fine Powder, Micronized Powder and Dispersions in USD Million.....	240	Volume Analysis.....	255	Chart 195: Glance at 2012, 2017 and 2022 Chinese Polytetrafluoroethylene (PTFE) Value Market Share (%) by End-use Sector – Chemical Processing, Electricals & Electronics, Mechanical/Industrial, Automotive & Transportation, Construction and Others.....	285
Chart 169: Glance at 2012, 2017 and 2022 Rest of Europe Polytetrafluoroethylene (PTFE) Value Market Share (%) by PTFE Form – Granular, Fine Powder, Micronized Powder and Dispersions.....	241	Chart 183: Asia-Pacific Polytetrafluoroethylene (PTFE) Market Analysis (2012-2022) by End-use Sector – Chemical Processing, Electricals & Electronics, Mechanical/Industrial, Automotive & Transportation, Construction and Others in Metric Tons.....	255	<b>3.5.2 Japan.....</b>	<b>286</b>
<b>2.5.6.2 Market Overview by End-use Sector.....</b>	<b>242</b>	Chart 184: Glance at 2012, 2017 and 2022 Asia-Pacific Polytetrafluoroethylene (PTFE) Volume Market Share (%) by End-use Sector – Chemical Processing, Electricals & Electronics, Mechanical/Industrial, Automotive & Transportation, Construction and Others.....	256	Chart 196: Japanese Polytetrafluoroethylene (PTFE) Market Analysis (2012-2022) in Volume (Metric Tons) and Value (USD Million).....	286
Value Analysis.....	242	Value Analysis.....	257	<b>3.5.2.1 Market Overview by PTFE Product Form ...</b>	<b>287</b>
Chart 170: Rest of Europe Polytetrafluoroethylene (PTFE) Market Analysis (2012-2022) by End-use Sector – Chemical Processing, Electricals & Electronics, Mechanical/Industrial, Automotive & Transportation, Construction and Others in Metric Tons.....	242	Chart 185: Asia-Pacific Polytetrafluoroethylene (PTFE) Market Analysis (2012-2022) by End-use Sector – Chemical Processing, Electricals & Electronics, Mechanical/Industrial, Automotive & Transportation, Construction and Others in USD Million.....	257	Volume Analysis.....	287
Chart 171: Glance at 2012, 2017 and 2022 Rest of Europe Polytetrafluoroethylene (PTFE) Volume Market Share (%) by End-use Sector – Chemical Processing, Electricals & Electronics, Mechanical/Industrial, Automotive & Transportation, Construction and Others.....	243	Chart 186: Glance at 2012, 2017 and 2022 Asia-Pacific Polytetrafluoroethylene (PTFE) Value Market Share (%) by End-use Sector – Chemical Processing, Electricals & Electronics, Mechanical/Industrial, Automotive & Transportation, Construction and Others.....	258	Chart 197: Japanese Polytetrafluoroethylene (PTFE) Market Analysis (2012-2022) by PTFE Form – Granular, Fine Powder, Micronized Powder and Dispersions in Metric Tons.....	287
Value Analysis.....	244	<b>3.4 Major Market Players.....</b>	<b>259</b>	Chart 198: Glance at 2012, 2017 and 2022 Japanese Polytetrafluoroethylene (PTFE) Volume Market Share (%) by PTFE Form – Granular, Fine Powder, Micronized Powder and Dispersions.....	288
Chart 172: Rest of Europe Polytetrafluoroethylene (PTFE) Market Analysis (2012-2022) by End-use Sector – Chemical Processing, Electricals & Electronics, Mechanical/Industrial, Automotive & Transportation, Construction and Others in USD Million.....	244	Asahi Glass Co Ltd (Japan).....	259	Value Analysis.....	289
Chart 173: Glance at 2012, 2017 and 2022 Rest of Europe Polytetrafluoroethylene (PTFE) Value Market Share (%) by End-use Sector – Chemical Processing, Electricals & Electronics, Mechanical/Industrial, Automotive & Transportation, Construction and Others.....	245	Daikin Fluorochemicals (China) Co Ltd (China).....	261	Chart 199: Japanese Polytetrafluoroethylene (PTFE) Market Analysis (2012-2022) by PTFE Form – Granular, Fine Powder, Micronized Powder and Dispersions in USD Million.....	289
<b>3. ASIA-PACIFIC.....</b>	<b>246</b>	Daikin Industries Ltd (Japan).....	262	Chart 200: Glance at 2012, 2017 and 2022 Japanese Polytetrafluoroethylene (PTFE) Value Market Share (%) by PTFE Form – Granular, Fine Powder, Micronized Powder and Dispersions.....	290
Chart 174: Asia-Pacific Polytetrafluoroethylene (PTFE) Market Analysis (2012-2022) in Volume (Metric Tons) and Value (USD Million).....	246	Dongyue Group Limited (China).....	265	<b>3.5.2.2 Market Overview by End-use Sector.....</b>	<b>291</b>
<b>3.1 Asia-Pacific Polytetrafluoroethylene (PTFE)</b>		Du Pont-Mitsui Fluorochemicals Co Ltd (Japan).....	267	Volume Analysis.....	291
Market Overview by Geographic Region.....	247	Fuxin Hengtong Fluorine Chemicals Co, Ltd (China).....	267	Chart 201: Japanese Polytetrafluoroethylene (PTFE) Market Analysis (2012-2022) by End-use Sector – Chemical Processing, Electricals & Electronics, Mechanical/Industrial, Automotive & Transportation, Construction and Others in Metric Tons.....	291
Value Analysis.....	247	Gujarat Fluorochemicals Limited (India).....	268	Chart 202: Glance at 2012, 2017 and 2022 Japanese Polytetrafluoroethylene (PTFE) Volume Market Share (%) by End-use Sector – Chemical Processing, Electricals & Electronics, Mechanical/Industrial, Automotive & Transportation, Construction and Others.....	292
Chart 175: Asia-Pacific Polytetrafluoroethylene (PTFE) Market Analysis (2012-2022) by Region – China, Japan, India, South Korea and Rest of Asia-Pacific in Metric Tons.....	247	Hindustan Fluorochemicals Limited (India).....	270	Value Analysis.....	293
Chart 176: Glance at 2012, 2017 and 2022 North American Polytetrafluoroethylene (PTFE) Volume Market Share (%) by Region – China, Japan, India, South Korea and Rest of Asia-Pacific.....	248	Jiangsu Huao High-Tech Development Co Ltd (China).....	271	Chart 203: Japanese Polytetrafluoroethylene (PTFE) Market Analysis (2012-2022) by End-use Sector – Chemical Processing, Electricals & Electronics, Mechanical/Industrial, Automotive & Transportation, Construction and Others in USD Million.....	293
Value Analysis.....	249	Jiangsu Meilan Chemical Co Ltd (China).....	271		
Chart 177: Asia-Pacific Polytetrafluoroethylene (PTFE) Market Analysis (2012-2022) by Region – China, Japan, India, South Korea and Rest of Asia-Pacific in USD Million.....	249	Jinhua Yonghe Fluorochemical Co Ltd (China).....	272		
Chart 178: Glance at 2012, 2017 and 2022 North American Polytetrafluoroethylene (PTFE) Value Market Share (%) by Region – China, Japan, India, South Korea and Rest of Asia-Pacific.....	250	Shandong Huafu Fluoro-Chemical Co Ltd (Jinan 3f) (China).....	272		
		Shanghai 3f New Material Co Ltd (China).....	273		
		Solvay Specialty Polymers (Changshu) Co., Ltd (China).....	273		
		The Chemours (Changshu) Fluoro Technology Company Limited (China).....	274		
		Zhejiang Juhua Co Ltd (China).....	275		
		Zhonghao Chenguang Research Institute Chemical Industry (China).....	276		
		<b>3.5 Asia-Pacific Polytetrafluoroethylene (PTFE)</b>			
		Market Overview by Country.....	277		
		<b>3.5.1 China.....</b>	<b>277</b>		
		Chart 187: Chinese Polytetrafluoroethylene (PTFE) Market Analysis (2012-2022) in Volume (Metric Tons) and Value (USD Million).....	277		
		<b>3.5.1.1 Market Overview by PTFE Product Form ...</b>	<b>278</b>		
		Value Analysis.....	278		
		Chart 188: Chinese Polytetrafluoroethylene (PTFE) Market Analysis (2012-2022) by PTFE Form – Granular, Fine Powder, Micronized Powder and Dispersions in Metric Tons.....	278		

Chart 204: Glance at 2012, 2017 and 2022 Japanese Polytetrafluoroethylene (PTFE) Value Market Share (%) by End-use Sector – Chemical Processing, Electricals & Electronics, Mechanical/Industrial, Automotive & Transportation, Construction and Others.....	294	3.5.4.2 Market Overview by End-use Sector.....	309	<b>4. REST OF WORLD.....</b>	<b>322</b>
<b>3.5.3 India.....</b>	<b>295</b>	Volume Analysis.....	309	Chart 232: Rest of World Polytetrafluoroethylene (PTFE) Market Analysis (2012-2022) in Volume (Metric Tons) and Value (USD Million).....	322
Chart 205: Indian Polytetrafluoroethylene (PTFE) Market Analysis (2012-2022) in Volume (Metric Tons) and Value (USD Million).....	295	Chart 219: South Korean Polytetrafluoroethylene (PTFE) Market Analysis (2012-2022) by End-use Sector – Chemical Processing, Electricals & Electronics, Mechanical/Industrial, Automotive & Transportation, Construction and Others in Metric Tons.....	309	<b>4.1 Rest of World Polytetrafluoroethylene (PTFE) Market Overview by Geographic Region.....</b>	<b>323</b>
<b>3.5.3.1 Market Overview by PTFE Product Form ...</b>	<b>296</b>	Chart 220: Glance at 2012, 2017 and 2022 South Korean Polytetrafluoroethylene (PTFE) Volume Market Share (%) by End-use Sector – Chemical Processing, Electricals & Electronics, Mechanical/Industrial, Automotive & Transportation, Construction and Others.....	310	Volume Analysis.....	323
Volume Analysis.....	296	Chart 221: South Korean Polytetrafluoroethylene (PTFE) Market Analysis (2012-2022) by End-use Sector – Chemical Processing, Electricals & Electronics, Mechanical/Industrial, Automotive & Transportation, Construction and Others in USD Million.....	311	Chart 233: Rest of World Polytetrafluoroethylene (PTFE) Market Analysis (2012-2022) by Region – South America and Middle East & Africa in Metric Tons.....	323
Chart 206: Indian Polytetrafluoroethylene (PTFE) Market Analysis (2012-2022) by PTFE Form – Granular, Fine Powder, Micronized Powder and Dispersions in Metric Tons.....	296	Chart 222: Glance at 2012, 2017 and 2022 South Korean Polytetrafluoroethylene (PTFE) Value Market Share (%) by End-use Sector – Chemical Processing, Electricals & Electronics, Mechanical/Industrial, Automotive & Transportation, Construction and Others.....	312	Chart 234: Glance at 2012, 2017 and 2022 Rest of World Polytetrafluoroethylene (PTFE) Volume Market Share (%) by Region – South America and Middle East & Africa... 324	324
Chart 207: Glance at 2012, 2017 and 2022 Indian Polytetrafluoroethylene (PTFE) Value Market Share (%) by PTFE Form – Granular, Fine Powder, Micronized Powder and Dispersions.....	297	Value Analysis.....	311	Value Analysis.....	325
Value Analysis.....	298	Chart 223: Rest of Asia-Pacific Polytetrafluoroethylene (PTFE) Market Analysis (2012-2022) in Volume (Metric Tons) and Value (USD Million).....	313	Chart 235: Rest of World Polytetrafluoroethylene (PTFE) Market Analysis (2012-2022) by Region – South America and Middle East & Africa in USD Million.....	325
Chart 208: Indian Polytetrafluoroethylene (PTFE) Market Analysis (2012-2022) by PTFE Form – Granular, Fine Powder, Micronized Powder and Dispersions in USD Million.....	298	<b>3.5.5 Rest of Asia-Pacific.....</b>	<b>313</b>	Chart 236: Glance at 2012, 2017 and 2022 Rest of World Polytetrafluoroethylene (PTFE) Value Market Share (%) by Region – South America and Middle East & Africa.....	326
Chart 209: Glance at 2012, 2017 and 2022 Indian Polytetrafluoroethylene (PTFE) Value Market Share (%) by PTFE Form – Granular, Fine Powder, Micronized Powder and Dispersions.....	299	Chart 223: Rest of Asia-Pacific Polytetrafluoroethylene (PTFE) Market Analysis (2012-2022) in Volume (Metric Tons) and Value (USD Million).....	313	<b>4.2 Rest of World Polytetrafluoroethylene (PTFE) Market Overview by Product Form.....</b>	<b>327</b>
<b>3.5.3.2 Market Overview by End-use Sector.....</b>	<b>300</b>	<b>3.5.5.1 Market Overview by PTFE Product Form ...</b>	<b>314</b>	Volume Analysis.....	327
Volume Analysis.....	300	Chart 224: Rest of Asia-Pacific Polytetrafluoroethylene (PTFE) Market Analysis (2012-2022) by PTFE Form – Granular, Fine Powder, Micronized Powder and Dispersions in Metric Tons.....	314	Chart 237: Rest of World Polytetrafluoroethylene (PTFE) Market Analysis (2012-2022) by PTFE Form – Granular, Fine Powder, Micronized Powder and Dispersions in Metric Tons.....	327
Chart 210: Indian Polytetrafluoroethylene (PTFE) Market Analysis (2012-2022) by End-use Sector – Chemical Processing, Electricals & Electronics, Mechanical/Industrial, Automotive & Transportation, Construction and Others in Metric Tons.....	300	Chart 225: Glance at 2012, 2017 and 2022 Rest of Asia-Pacific Polytetrafluoroethylene (PTFE) Volume Market Share (%) by PTFE Form – Granular, Fine Powder, Micronized Powder and Dispersions.....	315	Chart 238: Glance at 2012, 2017 and 2022 Rest of World Polytetrafluoroethylene (PTFE) Volume Market Share (%) by PTFE Form – Granular, Fine Powder, Micronized Powder and Dispersions.....	328
Chart 211: Glance at 2012, 2017 and 2022 Indian Polytetrafluoroethylene (PTFE) Value Market Share (%) by End-use Sector – Chemical Processing, Electricals & Electronics, Mechanical/Industrial, Automotive & Transportation, Construction and Others.....	301	Value Analysis.....	316	Value Analysis.....	329
Value Analysis.....	302	Chart 226: Rest of Asia-Pacific Polytetrafluoroethylene (PTFE) Market Analysis (2012-2022) by PTFE Form – Granular, Fine Powder, Micronized Powder and Dispersions in USD Million.....	316	Chart 239: Rest of World Polytetrafluoroethylene (PTFE) Market Analysis (2012-2022) by PTFE Form – Granular, Fine Powder, Micronized Powder and Dispersions in USD Million.....	329
Chart 212: Indian Polytetrafluoroethylene (PTFE) Market Analysis (2012-2022) by End-use Sector – Chemical Processing, Electricals & Electronics, Mechanical/Industrial, Automotive & Transportation, Construction and Others in USD Million.....	302	Chart 227: Glance at 2012, 2017 and 2022 Rest of Asia-Pacific Polytetrafluoroethylene (PTFE) Value Market Share (%) by PTFE Form – Granular, Fine Powder, Micronized Powder and Dispersions.....	317	Chart 240: Glance at 2012, 2017 and 2022 Rest of World Polytetrafluoroethylene (PTFE) Value Market Share (%) by PTFE Form – Granular, Fine Powder, Micronized Powder and Dispersions.....	330
Chart 213: Glance at 2012, 2017 and 2022 Indian Polytetrafluoroethylene (PTFE) Value Market Share (%) by End-use Sector – Chemical Processing, Electricals & Electronics, Mechanical/Industrial, Automotive & Transportation, Construction and Others.....	303	<b>3.5.5.2 Market Overview by End-use Sector.....</b>	<b>318</b>	<b>4.3 Rest of World Polytetrafluoroethylene (PTFE) Market Overview by End-use Sector.....</b>	<b>331</b>
<b>3.5.4 South Korea.....</b>	<b>304</b>	Volume Analysis.....	318	Volume Analysis.....	331
Chart 214: South Korean Polytetrafluoroethylene (PTFE) Market Analysis (2012-2022) in Volume (Metric Tons) and Value (USD Million).....	304	Chart 228: Rest of Asia-Pacific Polytetrafluoroethylene (PTFE) Market Analysis (2012-2022) by End-use Sector – Chemical Processing, Electricals & Electronics, Mechanical/Industrial, Automotive & Transportation, Construction and Others in Metric Tons.....	318	Chart 241: Rest of World Polytetrafluoroethylene (PTFE) Market Analysis (2012-2022) by End-use Sector – Chemical Processing, Electricals & Electronics, Mechanical/Industrial, Automotive & Transportation, Construction and Others in Metric Tons.....	331
<b>3.5.4.1 Market Overview by PTFE Product Form ...</b>	<b>305</b>	Chart 229: Glance at 2012, 2017 and 2022 Rest of Asia-Pacific Polytetrafluoroethylene (PTFE) Volume Market Share (%) by End-use Sector – Chemical Processing, Electricals & Electronics, Mechanical/Industrial, Automotive & Transportation, Construction and Others.....	319	Chart 242: Glance at 2012, 2017 and 2022 Rest of World Polytetrafluoroethylene (PTFE) Volume Market Share (%) by End-use Sector – Chemical Processing, Electricals & Electronics, Mechanical/Industrial, Automotive & Transportation, Construction and Others.....	332
Volume Analysis.....	305	Value Analysis.....	320	Value Analysis.....	333
Chart 215: South Korean Polytetrafluoroethylene (PTFE) Market Analysis (2012-2022) by PTFE Form – Granular, Fine Powder, Micronized Powder and Dispersions in Metric Tons.....	305	Chart 230: Rest of Asia-Pacific Polytetrafluoroethylene (PTFE) Market Analysis (2012-2022) by End-use Sector – Chemical Processing, Electricals & Electronics, Mechanical/Industrial, Automotive & Transportation, Construction and Others in USD Million.....	320	Chart 243: Rest of World Polytetrafluoroethylene (PTFE) Market Analysis (2012-2022) by End-use Sector – Chemical Processing, Electricals & Electronics, Mechanical/Industrial, Automotive & Transportation, Construction and Others in USD Million.....	333
Chart 216: Glance at 2012, 2017 and 2022 South Korean Polytetrafluoroethylene (PTFE) Value Market Share (%) by PTFE Form – Granular, Fine Powder, Micronized Powder and Dispersions.....	306	Chart 231: Glance at 2012, 2017 and 2022 Rest of Asia-Pacific Polytetrafluoroethylene (PTFE) Value Market Share (%) by End-use Sector – Chemical Processing, Electricals & Electronics, Mechanical/Industrial, Automotive & Transportation, Construction and Others.....	321	Chart 244: Glance at 2012, 2017 and 2022 Rest of World Polytetrafluoroethylene (PTFE) Value Market Share (%) by End-use Sector – Chemical Processing, Electricals & Electronics, Mechanical/Industrial, Automotive & Transportation, Construction and Others.....	334
Value Analysis.....	307				
Chart 217: South Korean Polytetrafluoroethylene (PTFE) Market Analysis (2012-2022) by PTFE Form – Granular, Fine Powder, Micronized Powder and Dispersions in USD Million.....	307				
Chart 218: Glance at 2012, 2017 and 2022 South Korean Polytetrafluoroethylene (PTFE) Value Market Share (%) by PTFE Form – Granular, Fine Powder, Micronized Powder and Dispersions.....	308				

**PART C: GUIDE TO THE INDUSTRY.....335**

- 1. PTFE Resin Manufacturers.....335**
- 2. PTFE Processors & Compounders.....337**

**PART D: ANNEXURE.....341**

- 1. RESEARCH METHODOLOGY.....341**
- 2. FEEDBACK.....343**



## About Industry Experts

Industry Experts values the most updated and accurate market research and industry analysis to provide unique market research reports for a broad range of industry verticals including Automotive, Transportation, Healthcare, Pharmaceuticals, Food & Beverages, Chemicals, Plastics, Materials, Consumer Goods, Retail, Biotechnology, Construction, Manufacturing and Other industries. Our research reports help our clients to identify and resolve topical issues by providing a complete picture of the market in their respective industry sectors. The Company's rich collection of market research reports enable the companies to explore market drivers; forecast the future market; and to formulate the right strategies at the right time.

Industry Experts' leading edge publications makes the life easy for corporate strategists, investors, analysts and researchers, start ups, consultants, financial and banking executives, academicians and many more. The company also provides customized research reports to cater the needs of the industry.



### INDUSTRY EXPERTS

1-7-19/C, Street No. 8, Habsiguda  
Hyderabad – 500007, India  
Phone: +91-40-4018-1314  
Fax: +91-40-4027-2381  
info@industry-experts.com  
industry-experts.com

[More about Industry Experts](#)