

# Biometrics – A Global Market Overview

*The report reviews, analyzes and projects the global market for Biometric technologies and applications for the period 2010-2020.*

Published: January 2015

Report Code: BT015

Pages: 410

Charts: 191

Price: \$4500 Single User License, \$7200 Enterprise License



## SUMMARY

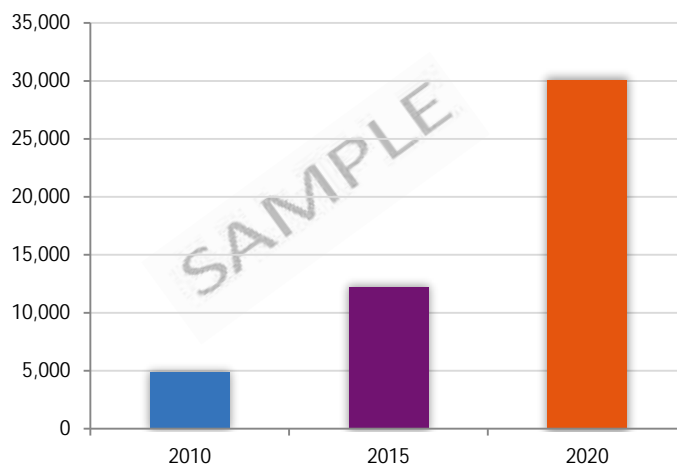
Widespread application of biometrics in a gamut of key sectors, such as public security, safety, customs, finance, army, airport and civil markets such as intelligent access control and attendance market, is bound to expand the scale of biometric adoption. With system and hardware prices dropping and reliability and convenience going up, the promise offered by biometrics to the world in the diverse ways of managing identities is beyond comprehension. While applications of biometrics in e-commerce and financial services provide some of the most attractive opportunities, this technology's utilization in healthcare, aid distribution and democracy offer good potential for growth.

The study provides an in-depth market analysis of biometric technologies and applications while also serves the focus on market trends, major players and application sectors. The global market for Biometrics is slated to post a strong CAGR of 19.6% between 2014 and 2020 to reach a projected US\$30.1 billion by 2020 from an estimated US\$10.3 billion in 2014. Fingerprint recognition is estimated the largest technology with market worth US\$3.2 billion in 2014 while Civil ID is slated to be the largest application with global market of US\$4.6 billion in the same year.

This market research report analyses, estimates and forecasts the market for Biometrics for major global regions including North America, Europe, Asia-Pacific, South America, Middle East and Africa. Key Biometric technologies explored include Fingerprint, AFIS/Live Scan, Facial, Iris, Voice, Vein, Hand Geometry, Signature and Other. Major applications studied comprise Civil ID, Criminal ID, Logical Access, Physical Access, Surveillance and Others. The report also analyzes the global Biometrics market for prominent end-use sectors including Government & Civil, Military & Border Control, Corporate Security, IT & Communication, Banking & Financial, Healthcare and Others.

The 410 pages report includes 191 charts (includes a data table and graphical representation for each chart), supported with meaningful and easy to understand graphical presentation, of market numbers. The statistical tables represent the data for the global market value in USD by major geographic region & key countries in each region; biometric technology; applications and by end-use sectors. The study profiles 26 key global players and 35 major players in Biometrics industry across North America – 19; Europe – 9 and Asia-Pacific – 7. The report also provides the listing of the companies engaged in manufacturing and supply of Biometric equipment, software and services. The global list of companies covers addresses, contact numbers and the website addresses of 286 companies.

Global Biometrics Market Overview (2010 -2020) in USD Million



## SAMPLE COMPANY PROFILE

### M2SYS LLC (UNITED STATES)

1050 Crown Pointe Pkwy.Suite 850, Atlanta, GA 30338

United States

Phone: (770) 393-0986, Fax: (678) 559-0219

www.m2sys.com

#### Business Overview

M2SYS Technology is a global biometric identification management company that provides biometric identity management software and hardware along with enterprise software applications to several vertical markets including; public safety, workforce management, point of sale, healthcare, education, child care, transportation security, banking and membership management. The company's headquarters is located in Georgia, USA. M2SYS operates in a diverse range of global markets and offers identity management solutions such as ABIS, Single Sign-On, RightPatient, RightPunch to name a few. The company markets its product in Asia-pacific region via its regional office located in Dhaka, Bangladesh.

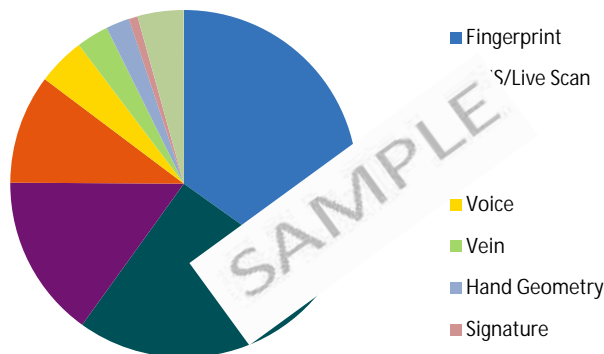
#### Product Portfolio

##### Biometric Hardware

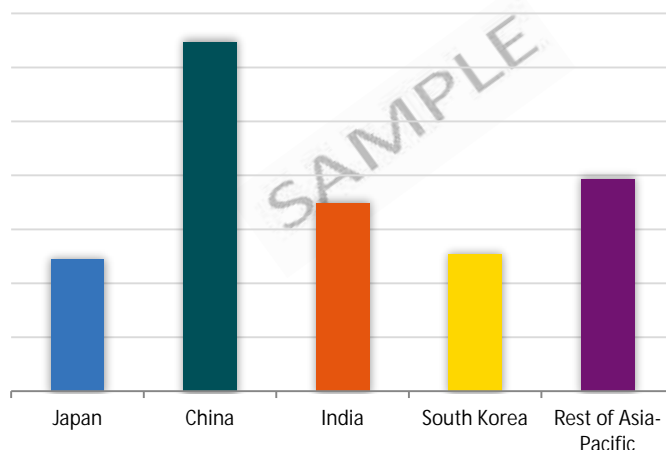
- **M2-EasyScan™:** M2-EasyScan is a fingerprint reader provided with Hybrid Biometric Platform™ fingerprint software and Bio-Plugin™ biometric integration middleware. The product is intentionally designed to meet the needs in high throughput environments as fitness club membership management or school lunch line POS.
- The product is featured with FDU03FRS™ sensor which is made with OPP03- series optic module, Auto-On option.
- **M2-TenPrint™:** M2-TenPrint is a fingerprint reader characteristic with wide scanning area supports flat & rolled fingerprints. Intuitive user interface feature allows the product to be suitable for various applications such as border control, electronic ID, national ID, driving licenses, healthcare, ration cards & social welfare, ePassport issuance and electronic enrollment and verification.
- **M2-TwoPrint™:** M2-TwoPrint is a dual fingerprint live scanner which is adequate to perform in a host of different environments and capture single, dual and roll images. The product is well suitable for large and small deployments in high and low traffic areas. Thick and anti-scratch coating feature of the scanner tolerates harsh environments and easily processes dry, wet, blurred and scarred fingers.
- **M2-AutoTilt™:** M2-AutoTilt is an iris recognition camera, featured with automatic planning adjustment and LED three color light indicators minimize failure rates in authentication and enrollment. The product is well suitable for high throughput environments where speed, accuracy and user-friendliness are key hardware.
- **Cross Match I SCAN 2:** Cross Match I SCAN 2 is a USB powered dual .....*more*

## SAMPLE TABLE/CHART

Global Biometrics Market Overview (2020) by Technology – Fingerprint, AFIS/Live Scan, Facial, Iris, Voice, Vein, Hand Geometry, Signature and Others in USD Million



Asia-Pacific Biometrics Market Overview (2020) by Region – Japan, China, India, South Korea and Rest of Asia-Pacific in USD Million



## KEY PLAYERS PROFILED

- 3M Cogent Inc
- Bio-Key International Inc
- Cognitec Systems GmbH
- Cross Match Technologies Inc
- Daon Inc
- Dermalog Identification Systems GmbH
- Fingerprint Cards AB
- Iris ID Systems Inc
- Lumidigm Inc
- M2SYS LLC
- Morpho S.A.
- NEC Corporation
- Nuance Communications Inc
- RCG Holdings Limited
- Suprema Inc
- ZKS Group Co. Ltd

.....*more*

**TABLE OF CONTENTS**

**PART A: GLOBAL MARKET PERSPECTIVE ..... 1**

**1. INTRODUCTION ..... 1**

1.1 Product Outline..... 6

1.1.1 An Overview of Biometrics ..... 6

1.1.2 Concepts of Biometrics ..... 7

1.2 Biometric Technologies Overview..... 8

1.2.1 Fingerprint Recognition ..... 8

1.2.1.1 Fingerprint (non-AFIS) Recognition..... 9

1.2.1.1.1 Hardware ..... 9

1.2.1.1.1.1 Capacitive Scanners ..... 9

1.2.1.1.1.2 Sweep or Thermal Scanners..... 9

1.2.1.1.1.3 Optical Scanners ..... 9

1.2.1.1.1.4 Silicon Scanners ..... 9

1.2.1.1.1.5 Ultrasound Scanners..... 9

1.2.1.1.2 Software ..... 10

1.2.1.1.3 Applications of Fingerprint Recognition Technology ..... 10

1.2.1.1.4 Advantages, Disadvantages and Limitations of Fingerprint Recognition Technology..... 10

1.2.1.2 Automated Fingerprint Identification System (AFIS)/Live Scan ..... 12

1.2.2 Facial Recognition ..... 13

1.2.2.1 Applications of Facial Recognition Technology ..... 13

1.2.2.2 Advantages and Disadvantages of Facial Recognition Technology ..... 13

1.2.2.3 Limitations of Facial Recognition Technology ..... 14

1.2.3 Iris Recognition ..... 16

1.2.3.1 Applications of Iris Recognition Technology ..... 16

1.2.3.2 Advantages and Disadvantages of Iris Recognition Technology ..... 16

1.2.3.3 Limitations of Iris Recognition Technology ..... 17

1.2.4 Voice Recognition ..... 19

1.2.4.1 Applications of Voice Recognition Technology ..... 19

1.2.4.2 Advantages and Disadvantages of Voice Recognition Technology ..... 19

1.2.4.3 Limitations of Voice Recognition Technology ..... 19

1.2.5 Vein Recognition ..... 22

1.2.5.1 Applications of Palm Vein Recognition Technology ..... 22

1.2.5.1.1 Access Control ..... 22

1.2.5.1.2 Banking and ATMs ..... 22

1.2.5.1.3 E-Commerce & Web Applications ..... 22

1.2.5.1.4 Biometric ID card and E-Passport..... 22

1.2.5.1.5 System Login ..... 22

1.2.5.1.6 Automotive ..... 23

1.2.5.1.7 Medical Field..... 23

1.2.5.2 Advantages of Palm Vein Recognition Technology ..... 23

1.2.5.3 Disadvantages of Palm Vein Recognition Technology ..... 23

1.2.5.4 Limitations of Palm Vein Recognition Technology ..... 24

1.2.6 Hand Geometry ..... 25

1.2.6.1 Applications of Hand Geometry Recognition..... 25

1.2.6.2 Advantages and Disadvantages of Hand Geometry Recognition ..... 25

1.2.6.3 Limitations of Hand Geometry Recognition ..... 26

1.2.7 Signature Recognition..... 27

1.2.7.1 Applications of Signature Recognition Technology ..... 27

1.2.7.2 Advantages and Disadvantages of Signature Recognition Technology ..... 27

1.2.7.3 Limitations of Signature Recognition Technology ..... 27

1.2.8 Other Biometric Technologies ..... 29

1.2.8.1 Keystroke Recognition ..... 29

1.2.8.2 Gait Recognition ..... 29

1.2.8.3 Palm Print Recognition ..... 29

1.2.8.4 Skin Spectroscopy ..... 30

1.2.8.5 DNA Recognition..... 30

1.2.8.6 Olfactory Recognition (Odor Analysis) ..... 31

1.2.8.7 Ear Shape Recognition ..... 31

1.2.8.8 Facial Thermograph ..... 31

1.2.8.9 Body Salinity ..... 31

1.2.8.10 Grip Recognition ..... 31

1.2.8.11 Nail Bed Recognition..... 32

1.2.8.12 Lip Biometrics ..... 32

1.2.8.13 Sweat Pore Analysis..... 32

1.2.8.14 Skin Luminance ..... 32

1.2.8.15 Electroencephalograph (EEG) ..... 32

1.2.8.16 Fingernail Patterns..... 32

1.2.8.17 Skull Resonance ..... 33

1.2.9 Multimodal Biometric Systems ..... 34

1.3 Biometrics Application and End-use Sector Overview ..... 35

1.3.1 Application Analysis ..... 35

1.3.1.1 Civil Identification ..... 35

1.3.1.2 Criminal Identification ..... 36

1.3.1.3 Physical Access Control..... 37

1.3.1.4 Logical Access Control..... 38

1.3.1.5 Surveillance..... 39

1.3.1.6 Other Applications ..... 40

1.3.2 End-use Market Sector Analysis..... 41

1.3.2.1 Government & Civil..... 41

1.3.2.2 Military & Border Control ..... 44

1.3.2.3 Corporate/Enterprise Security..... 46

1.3.2.4 IT & Communication ..... 48

1.3.2.5 Banking & Financial..... 50

1.3.2.6 Healthcare ..... 52

1.3.2.7 Other End-use Sectors ..... 54

1.3.2.7.1 Automotive ..... 54

1.3.2.7.2 Gaming ..... 54

1.3.2.7.3 Transportation ..... 54

**2. KEY MARKET TRENDS ..... 55**

2.1 Banking and Financial Sectors Witnessing Increasing Adoption of Biometrics..... 55

2.2 Biometrics Gaining Place of Pride in the Healthcare Sector ..... 58

2.3 Market for Fingerprint Biometrics to be driven by the IT & Communications Industry ..... 61

2.4 Developing Economies Offer Considerable Scope for Biometrics to Grow ..... 64

**3. KEY GLOBAL PLAYERS..... 68**

3M Cogent Inc (United States)..... 68

Accu-Time Systems Inc (United States) ..... 70

Aware Inc (United States)..... 71

Bio-Key International Inc (United States) ..... 75

Cognitec Systems GmbH (Germany)..... 77

Cross Match Technologies Inc (United States)..... 78

Digital Persona Inc (United States) ..... 80

Daon Inc (United States)..... 83

Dermalog Identification Systems GmbH (Germany)..... 85

Ekey Biometric Systems GmbH (Austria) ..... 86

Fingerprint Cards AB (Sweden) ..... 87

Fujitsu Limited (Japan)..... 89

Gemalto N.V. (France)..... 90

Avalon Biometrics (Spain)..... 90

Imageware Systems Inc (United States) ..... 92

Iris ID Systems Inc (United States) ..... 94

Lumidigm Inc (United States) ..... 95

M2SYS LLC (United States)..... 96

Morpho S.A. (France) ..... 99

Morpho Trust USA Inc (United States)..... 101

Morphotrak, LLC (United States) ..... 102

NEC Corporation (Japan) ..... 103

NEC Corporation of America (United States)..... 104

Nuance Communications Inc (United States) .... 105

Precise Biometrics AB (Sweden) ..... 106

RCG Holdings Limited (China) ..... 108

Secugen Corporation (United States) ..... 110

SRI International (United States) ..... 112

Suprema Inc (South Korea)..... 114

ZKS Group Co. Ltd (China)..... 117

Zvetco Biometrics, LLC (United States)..... 118

**4. KEY BUSINESS TRENDS ..... 120**

Cognitec Systems and Intel Corp in a Development Agreement..... 120

Crossmatch Deploys Biometric Technology in First Bank Branches ..... 120

Precise Biometrics to Supply US Department of Defense with Tactivo™ ..... 120

Precise Biometrics and Synaptics in an Agreement ... 121

Precise Biometrics Expands Tactivo™ Range ..... 121

SecuGen's OEM Fingerprint Sensors to be Unveiled at CES ..... 121

SecuGen Introduces Hamster Pro Duo/CL™ ..... 121

Suprema's Fingerprint Solutions Delivered to Venezuelan Government ..... 122

Hitachi Develops New Finger Vein Authentication Technology ..... 122

Crossmatch's Fingerprint Readers Implemented in Mexican Bakery Chain ..... 123

Crossmatch and DigitalPersona Introduce Combined Entity ..... 123

Fingerprint Cards' Solution Integrated into Mobile Development Platforms..... 123

Fingerprint Cards Provides Pantech with its Biometric Solution ..... 123

ImageWare and TransUnion Form an Alliance .. 124

ImageWare and Fujitsu in a Demonstration Pact.... 124

Nuance Communications' Voice Biometrics Reach Wide Global Deployment Levels..... 124

NEC Biometric Solution Selected by Calgary Police.... 124

Bio-Key International, Inc Launches SlideSwipe, a USB Fingerprint Reader ..... 125

Fujitsu Products Integrated with Fingerprint Swipe Sensor FPC1080..... 125

Fujitsu Files New Patents..... 125

NEC Multimodal Identification Biometric Solution Selected by Bexar County Sheriff's Office..... 125

Precise Biometrics Delivers Precise BioMatch Mobile™ for New Smart Phone ..... 126

Suprema Unveils SFM5500 Series of New Fingerprint Embedded Modules..... 126

Iris ID Cuts Down Price of its IrisAccess® Range. 126

Iris ID Introduces iCAM Entry™ Application..... 127

Nuance Communications' Voice-Controlled Mobile Banking App Deployed by ING Netherlands ..... 127

Hitachi Europe Ltd Develops Biometric Reader for Barclays ..... 127

Aware Unveils INQUIRE Software Development Kit..... 127

NEXT Biometrics Group ASA and BIO-key International Inc. Enter into Collaborations ..... 128

BIO-Key International Maintains an Expansion Spree in the Healthcare Market ..... 128

Cross Match Technologies Unveils New Handheld Solution for Identity Management ..... 128

Cross Match Introduces New Guardian Device .	129	SecuGen Hamster™ Pro 20 Granted STOC		Morpho Introduces Morpho IAD™	154
IdentityX Introduces Mobile Authentication App.....	129	Certification for UID Project in India.....	142	Morpho Signs Agreement with Bank for	
Fingerprint Cards AB and Huawei in Partnership	129	Suprema and Entertech Systems in a Partnership...	142	Investment and Development of Vietnam	154
Fujitsu and Biyo Enter into an Agreement .....	129	Suprema Supplies Live Scanners for Voter		Iris ID Launches IrisAccess™ iCAM D1000 .....	155
Fujitsu's PalmSecure Biometrics Technology		Registration in Uganda .....	142	Aware, Inc Provides Biometric Solutions to the US	
Adopted by Robocoin Kiosks .....	130	Iris ID and SekureID Combine Forces for Integrating		Navy .....	155
ImageWare Systems Launches GoVerifyID™ .....	130	Technologies .....	142	Daon and Optimal Payments in a Partnership...	155
Suprema Integrates Access Control Solutions with		Iris ID Integrates DAQ Electronics' Technology..	143	Fingerprint Cards' 1080A Sensor Integrated into	
Milestone XProtect.....	130	Nuance Communications Introduces Nuance		WWTT's FingerQ.....	155
M2SYS Technology's TrueVoter™ Biometric Voter		Forensics.....	143	Fingerprint Cards Acquires Wireless Patents.....	156
Registration Software Solution Deployed in Yemen ..	130	IDEX and BIO-key Establish License Agreement.	143	Fingerprint Cards' FPC 1080A Finger Sensor	
ImageWare and a Leading International Retailer in		Daon Awarded a Slew of New Contracts .....	143	Integrated into Konka's First Smart Phone .....	156
a Three-Year Agreement .....	131	FIDO Alliance Board Gains New Member in		Lumidigm Fingerprint Sensors Used by Amusement	
Morpho Takes Over Dictao.....	131	IdentityX.....	144	Parks in East Asia .....	156
Morpho Debuts World's Fastest Contactless		Lumidigm's VaxTrac System Deployed in Benin,		Lumidigm's Multispectral Imaging Biometric	
Fingerprint Scanner .....	131	West Africa .....	144	Sensors Leveraged by Invixium.....	156
Suprema Introduces Xpass S2.....	132	Erweis Introduces Mobile Biometric Terminal with		Lumidigm Sensors Integrated into Innometriks	
Nuance Communications in a Partnership with		Lumidigm Sensor .....	144	Biometric Rhino Readers .....	156
TRUSTID .....	132	Morpho's MorphoTablet™ Launched .....	145	Morpho Introduces Innovative Biometric Access	
3M™ Cogent Demonstrates Innovative AFIS		Precise Biometrics Debuts Tactivo™ .....	145	and Time Terminals .....	157
Features.....	133	Suprema Introduces Upgraded Version of		Tactivo™ Range of Solutions Introduced by Precise	
Fujitsu Releases Upgraded Version of TELentice	133	BioEntry W .....	145	Biometrics .....	157
Suprema's Fingerprint Recognition Terminals		DERMLOG Granted Contract Valued at US\$50		Patent for New Optical Fingerprint Technology	
Deployed in Carrefour Supermarkets in Istanbul	133	Million .....	145	Filed by SecuGen .....	157
Suprema Launched Fingerprint Scanner SDK for		M2SYS Healthcare Solutions Launches		Iris ID's Biometric Solution Deployed in Winthrop	
Android OS .....	133	KinderGuardian™ .....	146	University .....	158
IdentityX Updates System for Supporting Apple's		Hitachi Europe, Getin Noble Bank and Wincor		Cognitec's Face Recognition Solutions Deployed in	
Touch ID Fingerprint Technology.....	134	Nixdorf Develop New Solution .....	146	German EasyPASS Project .....	158
NEC Introduces MAG1C™ Solutions.....	134	SRI International Delivers Biometric System to E-		Fingerprint Cards Expands Operations in the US	158
Two New Facial Recognition Tools from NEC for the		Commerce Park Curaçao .....	146	MorphoTrak Supplies Mobile Identification Devices	
Hospitality Industry .....	134	3M™ Cogent Biometric Technology Integrated with		Mesa, Arizona's Police Department .....	158
Suprema Supplies BioMini Slim to Kwick High-Tech		Entrust IdentityGuard Software Authentication		Morpho Mobile Gateway Introduced by	
& Solutions Pvt. Ltd .....	135	Platform.....	146	MorphoTrak .....	159
Banco Santander México Deploys Voice Biometrics		BIO-key and InterDigital in Collaboration .....	147	Precise Biometrics' New Fingerprint Algorithm for	
from Nuance.....	135	Daon to Provide Identity Assurance Solution to a		Android Devices.....	159
ITCARD Awards Contract to Hitachi Europe.....	135	Leading Global Economy .....	147	Next Generation of Voice Biometrics from Nuance	159
SRI International and emaratech in an Agreement....	136	IdentityX Debuts Infinity Platform .....	147	Cognitec Unveils Facial Recognition SDK for	
Bio-key Unveils WEB-key 3.5, an Adaptive		Lumidigm Acquired by HID Global .....	147	Android.....	159
Multifactor Authentication Solution.....	136	Morpho Unveils M2A .....	148	Fingerprint Cards Expands South Korean and	
Cognitec Systems GmbH Launches Advanced		Nuance Communications and ZTE Corp in		Taiwanese Operations .....	160
Version of Biometric Video Screening Technology....	136	Collaboration .....	148	ImageWare Systems' New Mobile Biometric	
Fingerprint Cards AB's FPC1080 Swipe Sensor in		Nuance's Dragon TV Integrated with Voice		Identity Management Platform Introduced .....	160
Two New Products .....	136	Biometrics .....	148	Lumidigm Biometrics Leveraged by SMARTCORE...160	
Fingerprint Cards Takes Over Anacatum Design	137	SRI International Launches IOM PassPort™ SL...	149	Morpho Signs Agreement with INTERPOL .....	160
SpeechPro Voice Biometrics Integrated with		IdentityX in Partnership with Call U Conferencing...	149	Precise Biometrics Introduces Tactivo™ for	
ImageWare Products .....	137	SecuGen Launches U20 .....	149	iPhone 5 .....	160
Lumidigm Expands European Operations.....	137	SecuGen's Hamster™ Pro 20 Introduced .....	150	Lumidigm and Bytes in a Partnership .....	161
MorphoTrak and Identity One in Collaboration.	137	M2SYS Healthcare Solutions' RightPatient™ Iris		Nuance Voice Biometrics Employed by Barclays	161
Iris ID Launches Iris Recognition iCAM Manager™ SDK..	138	Biometrics Adopted by Martin Health System ..	150	BIO-key in Collaboration with SW Global LLC ....	161
Nuance's Dragon Mobile Assistant App		Saudi Arabia's Government Deploys Aware's		SecuGen Sets Up Indian Operations .....	161
Incorporated with Voiceprint Biometric Technology	138	Biometrics Software .....	151	SecuGen Introduces Android Fingerprint	
Morpho Joins FIDO Alliance.....	138	Cognitec Systems Introduces FaceCACS-Entry		Authentication SDK .....	162
3M™ Cogent and Schneider Electric Offer Bundled		Software for Border Control Systems .....	151	BIO-key's OEM Agreement with Caradigm .....	162
Solution .....	139	DERMLOG Unveils Innovative Products .....	151	BIO-key TruDonor ID Deployed in Miller-Keystone	
Accu-Time Systems, Inc. Launches integration		Nuance Voice Biometrics Deployed in Tatra Banka ...	152	Blood Center (MKBC).....	162
software TimeCom .....	139	BIO-key Partners with Advanced Micro Devices	152	Cross Match Adds to the SEEK Portfolio with a New	
BIO-key Enhances Distribution Network.....	139	Suprema Launches Fingerprint Scanners and an		Launch .....	162
Cross Match Takes Over DigitalPersona .....	139	OEM Module .....	152	Cross Match Inaugurates New Ventures Business	
Fingerprint Cards Introduces FPC1021 .....	140	M2SYS Technology Introduces M2-FuseID™ .....	153	Unit.....	163
Fujitsu Introduces ATMs with Biometrics and NFC ....	140	Nuance Inaugurates Mobile Innovation Center in		Avalon Biometrics Acquired by Gemalto .....	163
Fujitsu Unveils Innovative Biometric Palm Vein		Cambridge, MA.....	153	M2SYS Technology's Biometric Identification	
Access Control System.....	140	BIO-key International Partners with CA		Software Implemented by RadioShack® .....	163
ImageWare and IBM in Collaboration .....	140	Technologies .....	153	SRI International Unveils Iris on the Move®	
ImageWare Technology Integrated into GCR's New		BIO-key Releases Mobile Fingerprint		PassThru™ .....	163
Solution .....	141	Authentication Platform, FreeChoiceID.....	153	Nuance Introduces FastReset™ .....	164
Fujitsu and ImageWare Enter Into a Partnership .	141	Lumidigm Fingerprint Sensors used by Zetes for		MorphoTrust USA Obtains Contract from the	
Morpho and IntegenX in a Partnership .....	141	Senegalese Biometric Visa .....	154	Department of Defense .....	164
NEC Introduces Facial Recognition Biometrics for		Lumidigm's Biometric Authentication Solution		MorphoTrak Supplies Mobile ID to the Missouri	
Unlocking PCs .....	141	Selected by Banco Supervielle.....	154	State Highway Patrol .....	164

M2SYS Technology Deploys its Biometric Solution in U.S. Vision ..... 165

Hitachi Develops Biometric Digital Signature Technology ..... 165

BIO-key Establishes R&D Collaboration with InterDigital Communications ..... 165

Cognitec Systems Launches Advanced Version of FaceVACS-VideoScan ..... 165

Morpho and State bank of India Enter into an Agreement ..... 166

Morpho Supplies New Automated Biometric Identification System to Orange County ..... 166

BioEnable Debuts Latest Biometric Kiosks ..... 166

Avalon Biometrics Awarded Contract for Visa and Border Management System by the Republic of Ghana ..... 166

OpenPeak Selects Precise Biometrics' Tactivo™ for Additional Security Enhancements ..... 167

Precise Biometrics Delivers Fingerprint Algorithm to Provider of Financial Information Services ..... 167

Fingerprint Scanner Launched by BioEnable Technologies ..... 167

Cognitec Systems Upgrades Face Recognition Algorithm for its Offerings ..... 167

Daon Trusted Identity Services Expands Florida Locations ..... 168

BioEnable Launches Fingerprint Scanners for Android Tablets and Mobile Phones ..... 168

M2SYS' Biometric Patient Identification System Deployed in Hugh Chatham Memorial Hospital ..... 168

Morpho's MorphoIDent Deployed by West Virginia State Police ..... 168

Suprema Awarded Mexican Biometric ePassport Project ..... 169

Massachusetts State Police Obtains MorphoTrak's Biometric Identification System ..... 169

Morpho and ADP in a Partnership ..... 169

Precise Biometrics and Inpeco Group in Collaboration ..... 169

SecuGen Hamster™ IV Fingerprint Reader Granted STQC Certification in India ..... 170

Hitachi Europe Supplies Finger Vein Biometrics to Bank BPH SA ..... 170

United States Cyber Security Initiative to be Provided Digital Identity Solution by Daon ..... 170

ekey Biometric Systems Launches ekey Home FS OM ..... 171

NYPD Deploys Morpho's Biometric ID System ..... 171

Thursby Software Systems Orders Tactivo™ from Precise Biometrics ..... 171

BioEnable Technologies Launches Biometric Solutions for Child ID ..... 171

BioEnable Introduces Fingerprint SDK ..... 172

M2SYS Technology and ABT Security Systems in a Partnership ..... 172

Nuance Unveils Nina™ ..... 172

NEC and DataWorks Plus Join Hands in Providing Facial Recognition Solution ..... 173

Accu-Time Systems, Inc Launches New Integration Software, EngineXML ..... 173

IdentityX Upgrades Support for Enterprise Software and Web Access Tools ..... 173

ekey Introduces ekey Multi ..... 173

Morpho's Next Generation Identification System Deployed in Sweden ..... 174

M2SYS and the Integrated Systems Form a Partnership ..... 174

Nuance Debuts Dragon ID ..... 174

Suprema Unveils BioEntry W ..... 174

Suprema to Supply Fingerprint Live Scanners to Sierra Leone's Electoral Commission ..... 175

BioEnable Introduces India's First Home Grown Biometric Iris Scanner ..... 175

Aware's Biometric Software and Services Deployed in Three Large-Scale Border Management Systems ..... 175

Daon and CSC in a Partnership ..... 176

Avalon Biometrics Releases ID2GO Platform ..... 176

Morpho Mobile Devices Deployed in the US National Capital Region ..... 176

Morpho Led Consortium Selected by Government of Panama for e-Passport Solution ..... 176

Precise Biometrics Introduces Tactivo™ for iPhone and iPad globally ..... 177

SecuGen Provides Biometric Security for SAP® ..... 177

M2SYS Delivers Fingerprint Biometrics Banking Technology to West African Bank ..... 177

M2SYS and Hitachi in an Alliance ..... 178

M2SYS' Novel AFIS Solution Launched ..... 178

Colorado Bureau of Investigation Contracts MorphoTrak for Automated Biometric Identification System ..... 178

Suprema Introduces FaceStation ..... 179

BioEnable Launches Fingerprint Scanner ..... 179

Iris ID and HID Global Collaborate ..... 179

Zvetco Biometrics Launches Ten New Biometric Readers ..... 180

Morpho Awarded Contract for Supplying New ID Documents in Chile ..... 180

NEC Deploys Biometric Solution for Texas Department of Public Safety ..... 180

NEC Supplies and Western Identification Network Form a Multiyear Contract ..... 180

SecuGen in Collaboration with BridgePoint Systems ..... 181

Hitachi Finger Vein Technology Deployed in İşbank ATMs ..... 181

M2SYS Technology's Palm Vein Scanners Deployed at University of Maine ..... 181

Morpho and Botswana Police Service in an Agreement ..... 181

**5. GLOBAL MARKET OVERVIEW ..... 182**

5.1 Market Overview by Biometrics Technology ... 183

5.1.1 Biometrics Technology Market Overview by Geographic Region ..... 185

5.1.1.1 Fingerprint Recognition ..... 185

5.1.1.2 Automated Fingerprint Identification System (AFIS)/Live Scan ..... 187

5.1.1.3 Facial Recognition ..... 189

5.1.1.4 Iris Recognition ..... 191

5.1.1.5 Voice Recognition ..... 193

5.1.1.6 Vein Recognition ..... 195

5.1.1.7 Hand Geometry ..... 197

5.1.1.8 Signature Recognition ..... 199

5.1.1.9 Other Biometric Technologies ..... 201

5.2 Market Overview by Application ..... 203

5.2.1 Biometrics Application Market Overview by Geographic Region ..... 205

5.2.1.1 Civil Identification ..... 205

5.2.1.2 Criminal Identification ..... 207

5.2.1.3 Physical Access Control ..... 209

5.2.1.4 Logical Access Control ..... 211

5.2.1.5 Surveillance ..... 213

5.2.1.6 Other Biometric Applications ..... 215

5.3 Market Overview by End-use Sector ..... 217

5.3.1 Biometrics End-use Sector Market Overview by Geographic Region ..... 219

5.3.1.1 Government & Civil ..... 219

5.3.1.2 Military & Border Control ..... 221

5.3.1.3 Corporate/Enterprise Security ..... 223

5.3.1.4 IT & Communications ..... 225

5.3.1.5 Banking & Financial ..... 227

5.3.1.6 Healthcare ..... 229

5.3.1.7 Other End-use Sectors ..... 231

**PART B: REGIONAL MARKET PERSPECTIVE.. 233**

**REGIONAL MARKET OVERVIEW ..... 235**

**1. NORTH AMERICA ..... 235**

1.1 Market Overview by Technology ..... 236

1.2 Market Overview by Application ..... 238

1.3 Market Overview by End-use Sector ..... 240

1.4 Market Overview by Region ..... 242

1.5 North American Biometrics Market Overview by Country ..... 244

1.5.1 United States ..... 244

1.5.1.1 Market Overview by Technology ..... 245

1.5.1.2 Market Overview by End-use Sector ..... 247

1.5.2 Canada ..... 249

1.5.2.1 Market Overview by Technology ..... 250

1.5.2.2 Market Overview by End-use Sector ..... 252

1.5.3 Mexico ..... 254

1.5.3.1 Market Overview by Technology ..... 255

1.5.3.2 Market Overview by End-use Sector ..... 257

1.6 Major Market Players ..... 259

3M Cogent Inc (United States) ..... 259

Accu-Time Systems Inc (United States) ..... 261

Apple Inc (Authentec) (United States) ..... 262

Aware Inc (United States) ..... 263

Bio-Key International Inc (United States) ..... 267

Cross Match Technologies Inc (United States) ..... 269

Digital Persona Inc (United States) ..... 271

Daon Inc (United States) ..... 274

Imageware Systems Inc (United States) ..... 276

Iris ID Systems Inc (United States) ..... 278

Lumidigm Inc (United States) ..... 279

M2SYS LLC (United States) ..... 280

Morpho Trust USA Inc (United States) ..... 283

Morphotrak LLC (United States) ..... 284

NEC Corporation of America (United States) ..... 285

Nuance Communications Inc (United States) ..... 286

Secugen Corporation (United States) ..... 287

SRI International (United States) ..... 289

Zvetco Biometrics LLC (United States) ..... 291

**2. EUROPE ..... 293**

2.1 Market Overview by Technology ..... 294

2.2 Market Overview by Application ..... 296

2.3 Market Overview by End-use Sector ..... 298

2.4 Market Overview by Region ..... 300

2.5 European Biometrics Market Overview by Country ..... 302

2.5.1 Germany ..... 302

2.5.1.1 Market Overview by Technology ..... 303

2.5.1.2 Market Overview by End-use Sector ..... 305

2.6 Major Market Players ..... 307

Cognitec Systems GmbH (Germany) ..... 307

Dermalog Identification Systems GmbH (Germany) ..... 308

EKEY Biometric Systems GmbH (Austria) ..... 309

Fingerprint Cards AB (Sweden) ..... 310

Gemalto N.V. (France) ..... 312

Avalon Biometrics (Spain) ..... 312

Hitachi Europe Ltd (United Kingdom) ..... 314

Morpho S.A. (France) ..... 315

Precise Biometrics AB (Sweden) ..... 317

**3. ASIA-PACIFIC ..... 319**

3.1 Market Overview by Technology ..... 320

3.2 Market Overview by Application .....	322	3.5.5.1 Market Overview by Technology .....	349	4.5.1 South America .....	375
3.3 Market Overview by End-use Sector .....	324	3.5.5.2 Market Overview by End-use Sector .....	351	4.5.1.1 Market Overview by Technology .....	376
3.4 Market Overview by Region .....	326	3.6 Major Market Players .....	353	4.5.1.2 Market Overview by Application .....	378
3.5 Asia-Pacific Biometrics Market Overview by		Bioenable Technologies Pvt. Ltd. (India) .....	353	4.5.1.3 Market Overview by End-use Sector .....	380
Country .....	328	Fujitsu Limited (Japan) .....	356	4.5.2 Middle East .....	382
3.5.1 Japan .....	328	NEC Corporation (Japan) .....	357	4.5.2.1 Market Overview by Technology .....	383
3.5.1.1 Market Overview by Technology .....	329	RCG Holdings Limited (China) .....	358	4.5.2.2 Market Overview by Application .....	385
3.5.1.2 Market Overview by End-use Sector .....	331	Suprema Inc (South Korea) .....	360	4.5.2.3 Market Overview by End-use Sector .....	387
3.5.2 China .....	333	Union Community Co.Ltd (South Korea) .....	363	4.5.3 Africa .....	389
3.5.2.1 Market Overview by Technology .....	334	ZKS Group Co., Ltd (China) .....	365	4.5.3.1 Market Overview by Technology .....	390
3.5.2.2 Market Overview by End-use Sector .....	336	<b>4. REST OF WORLD .....</b>	<b>366</b>	4.5.3.2 Market Overview by Application .....	392
3.5.3 India .....	338	4.1 Market Overview by Technology .....	367	4.5.3.3 Market Overview by End-use Sector .....	394
3.5.3.1 Market Overview by Technology .....	339	4.2 Market Overview by Application .....	369	<b>PART C: GUIDE TO THE INDUSTRY .....</b>	<b>396</b>
3.5.3.2 Market Overview by End-use Sector .....	341	4.3 Market Overview by End-use Sector .....	371	<b>PART D: ANNEXURE .....</b>	<b>409</b>
3.5.4 South Korea .....	343	4.4 Market Overview by Geographic Region .....	373	<b>1. RESEARCH METHODOLOGY .....</b>	<b>409</b>
3.5.4.1 Market Overview by Technology .....	344	4.5 Rest of World Biometrics Market Overview by Major		<b>2. FEEDBACK .....</b>	<b>411</b>
3.5.4.2 Market Overview by End-use Sector .....	346	Region .....	375		
3.5.5 Rest of APAC .....	348				

## LIST OF CHARTS, TABLES & FIGURES

<b>PART A: GLOBAL MARKET PERSPECTIVE .....</b>	<b>1</b>	Chart 11: Global Market for Iris Recognition Technology (2014 & 2020) by Geographic Region – North America, Europe, Asia-Pacific, South America, Middle-East and Africa in USD Million .....	18	Chart 22: Global Biometrics Market (2014 & 2020) in Surveillance Application by Geographic Region – North America, Europe, Asia-Pacific, South America, Middle-East and Africa in USD Million .....	39
Chart 1: Global Biometrics Market (2014 & 2020) by Geographic Region – North America, Europe, Asia-Pacific, South America, Middle-East and Africa in USD Million .....	2	Chart 12: Global Market for Voice Recognition Technology (2014 & 2020) by End-use Sector – Government & Civil, IT & Communications, Banking & Financial and Other End-use Sectors in USD Million .....	20	Chart 23: Global Biometrics Market (2014 & 2020) in Other Applications by Geographic Region – North America, Europe, Asia-Pacific, South America, Middle-East and Africa in USD Million .....	40
Chart 2: Global Biometrics Market (2014 & 2020) by Technology – Fingerprint, AFIS/Live Scan, Facial, Iris, Voice, Vein, Hand Geometry, Signature and Others in USD Million .....	3	Chart 13: Global Market for Voice Recognition Technology (2014 & 2020) by Geographic Region – North America, Europe, Asia-Pacific, South America, Middle-East and Africa in USD Million .....	21	Chart 24: Global Biometrics Market (2014 & 2020) in Government & Civil Sector by Technology – Fingerprint, Facial, Iris, Voice and Others in USD Million .....	42
Chart 3: Global Biometrics Market (2014 & 2020) by Application – Civil ID, Criminal ID, Logical Access, Physical Access, Surveillance and Others in USD Million .....	4	Chart 14: Global Market for Vein Recognition Technology (2014 & 2020) by Geographic Region – North America, Europe, Asia-Pacific, South America, Middle-East and Africa in USD Million .....	24	Chart 25: Global Biometrics Market (2014 & 2020) in Government & Civil Sector by Geographic Region – North America, Europe, Asia-Pacific, South America, Middle-East and Africa in USD Million .....	43
Chart 4: Global Biometrics Market (2014 & 2020) by End-use Sector – Government & Civil, Military & Border Control, Corporate Security, IT & Communication, Banking & Financial, Healthcare and Other sectors in USD Million .....	5	Chart 15: Global Market for Hand Geometry Technology (2014 & 2020) by Geographic Region – North America, Europe, Asia-Pacific, South America, Middle-East and Africa in USD Million .....	26	Chart 26: Global Biometrics Market (2014 & 2020) in Military & Border Control Sector by Technology – Fingerprint, Facial, Iris and Others in USD Million ...	44
Chart 5: Global Market for Fingerprint Recognition Technology (2014 & 2020) by End-use Sector – Government & Civil, Military & Border Control, Corporate Security, IT & Communications, Banking & Financial, Healthcare and Other End-use Sectors in USD Million .....	8	Chart 16: Global Market for Signature Recognition Technology (2014 & 2020) by Geographic Region – North America, Europe, Asia-Pacific, South America, Middle-East and Africa in USD Million .....	28	Chart 27: Global Biometrics Market (2014 & 2020) in Military & Border Control Sector by Geographic Region – North America, Europe, Asia-Pacific, South America, Middle-East and Africa in USD Million .....	45
Chart 6: Global Market for Fingerprint Recognition Technology (2014 & 2020) by Geographic Region – North America, Europe, Asia-Pacific, South America, Middle-East and Africa in USD Million .....	11	Chart 17: Global Market for Other Technologies (2014 & 2020) by Geographic Region – North America, Europe, Asia-Pacific, South America, Middle-East and Africa in USD Million .....	33	Chart 28: Global Biometrics Market (2014 & 2020) in Corporate/Enterprise Security Sector by Technology – Fingerprint, Facial, Iris, Voice and Others in USD Million .....	46
Chart 7: Global Market for AFIS/Live Scan Technology (2014 & 2020) by Geographic Region – North America, Europe, Asia-Pacific, South America, Middle-East and Africa in USD Million .....	12	Chart 18: Global Biometrics Market (2014 & 2020) in Civil Identification Application by Geographic Region – North America, Europe, Asia-Pacific, South America, Middle-East and Africa in USD Million .....	35	Chart 29: Global Biometrics Market (2014 & 2020) in Corporate/Enterprise Security Sector by Geographic Region – North America, Europe, Asia-Pacific, South America, Middle-East and Africa in USD Million .....	47
Chart 8: Global Market for Facial Recognition Technology (2014 & 2020) by End-use Sector – Government & Civil, Military & Border Control, Corporate Security, IT & Communications and Other End-use Sectors in USD Million .....	14	Chart 19: Global Biometrics Market (2014 & 2020) in Criminal Identification Application by Geographic Region – North America, Europe, Asia-Pacific, South America, Middle-East and Africa in USD Million .....	36	Chart 30: Global Biometrics Market (2014 & 2020) in IT & Communications Sector by Technology - Fingerprint, Facial, Iris, Voice and Others in USD Million .....	48
Chart 9: Global Market for Facial Recognition Technology (2014 & 2020) by Geographic Region – North America, Europe, Asia-Pacific, South America, Middle-East and Africa in USD Million .....	15	Chart 20: Global Biometrics Market (2014 & 2020) in Physical Access Control Application by Geographic Region – North America, Europe, Asia-Pacific, South America, Middle-East and Africa in USD Million .....	37	Chart 31: Global Biometrics Market (2014 & 2020) in IT & Communication Sector by Geographic Region – North America, Europe, Asia-Pacific, South America, Middle-East and Africa in USD Million .....	49
Chart 10: Global Market for Iris Recognition Technology (2014 & 2020) by End-use Sector – Government & Civil, Military & Border Control, Corporate Security, Banking & Financial and Other End-use Sectors in USD Million .....	17	Chart 21: Global Biometrics Market (2014 & 2020) in Logical Access Control Application by Geographic Region – North America, Europe, Asia-Pacific, South America, Middle-East and Africa in USD Million .....	38	Chart 32: Global Biometrics Market (2014 & 2020) in Banking & Financial Sector by Technology - Fingerprint, Iris, Voice, Vein, Hand Geometry, Signature and Others in USD Million .....	50
				Chart 33: Global Biometrics Market (2014 & 2020) in Banking & Financial Sector by Geographic Region – North America, Europe, Asia-Pacific, South America, Middle-East and Africa in USD Million .....	51

Chart 34: Global Biometrics Market (2014 & 2020) in Healthcare Sector by Technology - Fingerprint, Facial, Iris, Vein, Hand Geometry and Others in USD Million ..... 52

Chart 35: Global Biometrics Market (2014 & 2020) in Healthcare Sector by Geographic Region – North America, Europe, Asia-Pacific, South America, Middle-East and Africa in USD Million ..... 53

Chart 36: Global Biometrics Market (2014 & 2020) in Other End-use Sectors by Geographic Region – North America, Europe, Asia-Pacific, South America, Middle-East and Africa in USD Million ..... 54

Chart 37: Global Biometrics Market Overview (2010 - 2020) in USD Million ..... 182

Chart 38: Global Biometrics Market Overview (2010-2020) by Technology – Fingerprint, AFIS/Live Scan, Facial, Iris, Voice, Vein, Hand Geometry, Signature and Others in USD Million ..... 183

Chart 39: Glance at 2010, 2015 and 2020 Global Biometrics Market Share (%) by Technology – Fingerprint, AFIS/Live Scan, Facial, Iris, Voice, Vein, Hand Geometry, Signature and Others ..... 184

Chart 40: Global Market for Fingerprint Recognition Technology (2010-2020) by Geographic Region – North America, Europe, Asia-Pacific, South America, Middle-East and Africa in USD Million ..... 185

Chart 41: Glance at 2010, 2015 and 2020 Global Market Share (%) of Fingerprint Recognition Technology by Geographic Region – North America, Europe, Asia-Pacific, South America, Middle-East and Africa ..... 186

Chart 42: Global Market for AFIS/Live Scan Technology (2010-2020) by Geographic Region – North America, Europe, Asia-Pacific, South America, Middle-East and Africa in USD Million ..... 187

Chart 43: Glance at 2010, 2015 and 2020 Global Market Share (%) of AFIS/Live Scan Technology by Geographic Region – North America, Europe, Asia-Pacific, South America, Middle-East and Africa ..... 188

Chart 44: Global Market for Facial Recognition Technology (2010-2020) by Geographic Region – North America, Europe, Asia-Pacific, South America, Middle-East and Africa in USD Million ..... 189

Chart 45: Glance at 2010, 2015 and 2020 Global Market Share (%) of Facial Recognition Technology by Geographic Region – North America, Europe, Asia-Pacific, South America, Middle-East and Africa ..... 190

Chart 46: Global Market for Iris Recognition Technology (2010-2020) by Geographic Region – North America, Europe, Asia-Pacific, South America, Middle-East and Africa in USD Million ..... 191

Chart 47: Glance at 2010, 2015 and 2020 Global Market Share (%) of Iris Recognition Technology by Geographic Region – North America, Europe, Asia-Pacific, South America, Middle-East and Africa ..... 192

Chart 48: Global Market for Voice Recognition Technology (2010-2020) by Geographic Region – North America, Europe, Asia-Pacific, South America, Middle-East and Africa in USD Million ..... 193

Chart 49: Glance at 2010, 2015 and 2020 Global Market Share (%) of Voice Recognition Technology by Geographic Region – North America, Europe, Asia-Pacific, South America, Middle-East and Africa ..... 194

Chart 50: Global Market for Vein Recognition Technology (2010-2020) by Geographic Region – North America, Europe, Asia-Pacific, South America, Middle-East and Africa in USD Million ..... 195

Chart 51: Glance at 2010, 2015 and 2020 Global Market Share (%) of Vein Recognition Technology by Geographic Region – North America, Europe, Asia-Pacific, South America, Middle-East and Africa ..... 196

Chart 52: Global Market for Hand Geometry Technology (2010-2020) by Geographic Region – North America, Europe, Asia-Pacific, South America, Middle-East and Africa in USD Million ..... 197

Chart 53: Glance at 2010, 2015 and 2020 Global Market Share (%) of Hand Geometry Technology by Geographic Region – North America, Europe, Asia-Pacific, South America, Middle-East and Africa ..... 198

Chart 54: Global Market for Signature Recognition Technology (2010-2020) by Geographic Region – North America, Europe, Asia-Pacific, South America, Middle-East and Africa in USD Million ..... 199

Chart 55: Glance at 2010, 2015 and 2020 Global Market Share (%) of Signature Recognition Technology by Geographic Region – North America, Europe, Asia-Pacific, South America, Middle-East and Africa ..... 200

Chart 56: Global Market for Other Biometric Technologies (2010-2020) by Geographic Region – North America, Europe, Asia-Pacific, South America, Middle-East and Africa in USD Million ..... 201

Chart 57: Glance at 2010, 2015 and 2020 Global Market Share (%) of Other Technologies Technology by Geographic Region – North America, Europe, Asia-Pacific, South America, Middle-East and Africa ..... 202

Chart 58: Global Biometrics Market Overview (2010-2020) by Application – Civil ID, Criminal ID, Logical Access, Physical Access, Surveillance and Others in USD Million ..... 203

Chart 59: Glance at 2010, 2015 and 2020 Global Biometrics Market Share (%) by Application – Civil ID, Criminal ID, Logical Access, Physical Access, Surveillance and Others ..... 204

Chart 60: Global Biometrics Market (2010-2020) in Civil Identification Application by Geographic Region – North America, Europe, Asia-Pacific, South America, Middle-East and Africa in USD Million ..... 205

Chart 61: Glance at 2010, 2015 and 2020 Global Biometrics Market Share (%) in Civil Identification Application by Geographic Region – North America, Europe, Asia-Pacific, South America, Middle-East and Africa ..... 206

Chart 62: Global Biometrics Market (2010-2020) in Criminal Identification Application by Geographic Region – North America, Europe, Asia-Pacific, South America, Middle-East and Africa in USD Million ..... 207

Chart 63: Glance at 2010, 2015 and 2020 Global Biometrics Market Share (%) in Criminal Identification Application by Geographic Region – North America, Europe, Asia-Pacific, South America, Middle-East and Africa ..... 208

Chart 64: Global Biometrics Market (2010-2020) in Physical Access Control Application by Geographic Region – North America, Europe, Asia-Pacific, South America, Middle-East and Africa in USD Million ..... 209

Chart 65: Glance at 2010, 2015 and 2020 Global Biometrics Market Share (%) in Physical Access Control Application by Geographic Region – North America, Europe, Asia-Pacific, South America, Middle-East and Africa ..... 210

Chart 66: Global Biometrics Market (2010-2020) in Logical Access Control Application by Geographic Region – North America, Europe, Asia-Pacific, South America, Middle-East and Africa in USD Million ..... 211

Chart 67: Glance at 2010, 2015 and 2020 Global Biometrics Market Share (%) in Logical Access Control Application by Geographic Region – North America, Europe, Asia-Pacific, South America, Middle-East and Africa ..... 212

Chart 68: Global Biometrics Market (2010-2020) in Surveillance Application by Geographic Region – North America, Europe, Asia-Pacific, South America, Middle-East and Africa in USD Million ..... 213

Chart 69: Glance at 2010, 2015 and 2020 Global Biometrics Market Share (%) in Surveillance Application by Geographic Region – North America, Europe, Asia-Pacific, South America, Middle-East and Africa ..... 214

Chart 70: Global Biometrics Market (2010-2020) in Other Applications by Geographic Region – North America, Europe, Asia-Pacific, South America, Middle-East and Africa in USD Million ..... 215

Chart 71: Glance at 2010, 2015 and 2020 Global Biometrics Market Share (%) in Other Applications by Geographic Region – North America, Europe, Asia-Pacific, South America, Middle-East and Africa ..... 216

Chart 72: Global Biometrics Market Overview (2010-2020) by End-use Sector – Government & Civil, Military & Border Control, Corporate Security, IT & Communication, Banking & Financial, Healthcare and Other sectors in USD Million ..... 217

Chart 73: Glance at 2010, 2015 and 2020 Global Biometrics Market Share (%) by End-use Sector – Government & Civil, Military & Border Control, Corporate Security, IT & Communication, Banking & Financial, Healthcare and Other sectors ..... 218

Chart 74: Global Biometrics Market (2010-2020) in Government & Civil Sector by Geographic Region – North America, Europe, Asia-Pacific, South America, Middle-East and Africa in USD Million ..... 219

Chart 75: Glance at 2010, 2015 and 2020 Global Biometrics Market Share (%) in Government & Civil Sector by Geographic Region – North America, Europe, Asia-Pacific, South America, Middle-East and Africa ..... 220

Chart 76: Global Biometrics Market (2010-2020) in Military & Border Control Sector by Geographic Region – North America, Europe, Asia-Pacific, South America, Middle-East and Africa in USD Million ..... 221

Chart 77: Glance at 2010, 2015 and 2020 Global Biometrics Market Share (%) in Military & Border Control Sector by Geographic Region – North America, Europe, Asia-Pacific, South America, Middle-East and Africa ..... 222

Chart 78: Global Biometrics Market (2010-2020) in Corporate/Enterprise Security Sector by Geographic Region – North America, Europe, Asia-Pacific, South America, Middle-East and Africa in USD Million ..... 223

Chart 79: Glance at 2010, 2015 and 2020 Global Biometrics Market Share (%) in Corporate/Enterprise Security Sector by Geographic Region – North America, Europe, Asia-Pacific, South America, Middle-East and Africa ..... 224

Chart 80: Global Biometrics Market (2010-2020) in IT & Communication Sector by Geographic Region – North America, Europe, Asia-Pacific, South America, Middle-East and Africa in USD Million ..... 225

Chart 81: Glance at 2010, 2015 and 2020 Global Biometrics Market Share (%) in IT & Communication Sector by Geographic Region – North America, Europe, Asia-Pacific, South America, Middle-East and Africa ..... 226

Chart 82: Global Biometrics Market (2010-2020) in Banking & Financial Sector by Geographic Region – North America, Europe, Asia-Pacific, South America, Middle-East and Africa in USD Million ..... 227

Chart 83: Glance at 2010, 2015 and 2020 Global Biometrics Market Share (%) in Banking & Financial Sector by Geographic Region – North America, Europe, Asia-Pacific, South America, Middle-East and Africa ..... 228

Chart 84: Global Biometrics Market (2010-2020) in Healthcare Sector by Geographic Region – North America, Europe, Asia-Pacific, South America, Middle-East and Africa in USD Million ..... 229

Chart 85: Glance at 2010, 2015 and 2020 Global Biometrics Market Share (%) in Healthcare Sector by Geographic Region – North America, Europe, Asia-Pacific, South America, Middle-East and Africa ..... 230

Chart 86: Global Biometrics Market (2010-2020) in Other End-use Sectors by Geographic Region – North America, Europe, Asia-Pacific, South America, Middle-East and Africa in USD Million ..... 231

Chart 87: Glance at 2010, 2015 and 2020 Global Biometrics Market Share (%) in Other End-use Sectors by Geographic Region – North America, Europe, Asia-Pacific, South America, Middle-East and Africa ..... 232

**PART B: REGIONAL MARKET PERSPECTIVE ..233**

Chart 88: Global Biometrics Market Overview (2010-2020) by Geographic Region – North America, Europe, Asia-Pacific, South America, Middle-East and Africa in USD Million ..... 233

Chart 89: Glance at 2010, 2015 and 2020 Global Biometrics Market Share (%) by Geographic Region – North America, Europe, Asia-Pacific, South America, Middle-East and Africa ..... 234

**REGIONAL MARKET OVERVIEW ..... 235**

**NORTH AMERICA ..... 235**

Chart 90: North American Biometrics Market Overview (2010-2020) in USD Million..... 235

Chart 91: North American Biometrics Market Overview (2010-2020) by Technology – Fingerprint, AFIS/Live Scan, Facial, Iris, Voice, Vein, Hand Geometry, Signature and Others in USD Million.... 236

Chart 92: Glance at 2010, 2015 and 2020 North American Biometrics Market Share (%) by Technology – Fingerprint, AFIS/Live Scan, Facial, Iris, Voice, Vein, Hand Geometry, Signature and Others..... 237

Chart 93: North American Biometrics Market Overview (2010-2020) by Application – Civil ID, Criminal ID, Logical Access, Physical Access, Surveillance and Others in USD Million ..... 238

Chart 94: Glance at 2010, 2015 and 2020 North American Biometrics Market Share (%) by Application – Civil ID, Criminal ID, Logical Access, Physical Access, Surveillance and Others..... 239

Chart 95: North American Biometrics Market Overview (2010-2020) by End-use Sector – Government & Civil, Military & Border Control, Corporate Security, IT & Communication, Banking & Financial, Healthcare and Other Sectors in USD Million..... 240

Chart 96: Glance at 2010, 2015 and 2020 North American Biometrics Market Share (%) by End-use Sector – Government & Civil, Military & Border Control, Corporate Security, IT & Communication, Banking & Financial, Healthcare and Other Sectors..... 241

Chart 97: North American Biometrics Market Overview (2010-2020) by Region – United States, Canada and Mexico in USD Million .....242

Chart 98: Glance at 2010, 2015 and 2020 North American Biometrics Market Share (%) by Region – United States, Canada and Mexico ..... 243

**United States ..... 244**

Chart 99: United States Biometrics Market Overview (2010-2020) in USD Million..... 244

Chart 100: United States Biometrics Market Overview (2010-2020) by Technology – Fingerprint, AFIS/Live Scan, Facial, Iris, Voice, Vein, Hand Geometry, Signature and Others in USD Million ..... 245

Chart 101: Glance at 2010, 2015 and 2020 United States Biometrics Market Share (%) by Technology – Fingerprint, AFIS/Live Scan, Facial, Iris, Voice, Vein, Hand Geometry, Signature and Others..... 246

Chart 102: United States Biometrics Market Overview (2010-2020) by End-use Sector – Government & Civil, Military & Border Control, Corporate Security, IT & Communication, Banking & Financial, Healthcare and Other Sectors in USD Million ..... 247

Chart 103: Glance at 2010, 2015 and 2020 United States Biometrics Market Share (%) by End-use Sector – Government & Civil, Military & Border Control, Corporate Security, IT & Communication, Banking & Financial, Healthcare and Other Sectors..... 248

**Canada ..... 249**

Chart 104: Canadian Biometrics Market Overview (2010-2020) in USD Million..... 249

Chart 105: Canadian Biometrics Market Overview (2010-2020) by Technology – Fingerprint, AFIS/Live Scan, Facial, Iris, Voice, Hand Geometry and Others in USD Million..... 250

Chart 106: Glance at 2010, 2015 and 2020 Canadian Biometrics Market Share (%) by Technology – Fingerprint, AFIS/Live Scan, Facial, Iris, Voice, Hand Geometry and Others..... 251

Chart 107: Canadian Biometrics Market Overview (2010-2020) by End-use Sector – Government & Civil, Military & Border Control, Corporate Security, IT & Communication, Banking & Financial, Healthcare and Other Sectors in USD Million ..... 252

Chart 108: Glance at 2010, 2015 and 2020 Canadian Biometrics Market Share (%) by End-use Sector – Government & Civil, Military & Border Control, Corporate Security, IT & Communication, Banking & Financial, Healthcare and Other Sectors..... 253

**Mexico ..... 254**

Chart 109: Mexican Biometrics Market Overview (2010-2020) in USD Million..... 254

Chart 110: Mexican Biometrics Market Overview (2010-2020) by Technology – Fingerprint, AFIS/Live Scan, Facial, Iris, Voice, Vein, Hand Geometry and Others in USD Million ..... 255

Chart 111: Glance at 2010, 2015 and 2020 Mexican Biometrics Market Share (%) by Technology – Fingerprint, AFIS/Live Scan, Facial, Iris, Voice, Vein, Hand Geometry and Others..... 256

Chart 112: Mexican Biometrics Market Overview (2010-2020) by End-use Sector – Government & Civil, Military & Border Control, Corporate Security, IT & Communication, Banking & Financial, Healthcare and Other Sectors in USD Million ..... 257

Chart 113: Glance at 2010, 2015 and 2020 Mexican Biometrics Market Share (%) by End-use Sector – Government & Civil, Military & Border Control, Corporate Security, IT & Communication, Banking & Financial, Healthcare and Other Sectors..... 258

**EUROPE ..... 293**

Chart 114: European Biometrics Market Overview (2010-2020) in USD Million..... 293

Chart 115: European Biometrics Market Overview (2010-2020) by Technology – Fingerprint, AFIS/Live Scan, Facial, Iris, Voice, Hand Geometry and Others in USD Million ..... 294

Chart 116: Glance at 2010, 2015 and 2020 European Biometrics Market Share (%) by Technology – Fingerprint, AFIS/Live Scan, Facial, Iris, Voice, Hand Geometry and Others ..... 295

Chart 117: European Biometrics Market Overview (2010-2020) by Application – Civil ID, Criminal ID, Logical Access, Physical Access, Surveillance and Others in USD Million ..... 296

Chart 118: Glance at 2010, 2015 and 2020 European Biometrics Market Share (%) by Application – Civil ID, Criminal ID, Logical Access, Physical Access, Surveillance and Others..... 297

Chart 119: European Biometrics Market Overview (2010-2020) by End-use Sector – Government & Civil, Military & Border Control, Corporate Security, IT & Communication, Banking & Financial, Healthcare and Other Sectors in USD Million ..... 298

Chart 120: Glance at 2010, 2015 and 2020 European Biometrics Market Share (%) by End-use Sector – Government & Civil, Military & Border Control, Corporate Security, IT & Communication, Banking & Financial, Healthcare and Other Sectors ..... 299

Chart 121: European Biometrics Market Overview (2010-2020) by Region – Germany, United Kingdom, France, Italy and Rest of Europe in USD Million..... 300

Chart 122: Glance at 2010, 2015 and 2020 European Biometrics Market Share (%) by Region – Germany, United Kingdom, France, Italy and Rest of Europe 301

**Germany..... 302**

Chart 123: German Biometrics Market Overview (2010-2020) in USD Million..... 302

Chart 124: German Biometrics Market Overview (2010-2020) by Technology – Fingerprint, AFIS/Live Scan, Facial, Iris, Voice, Vein, Hand Geometry and Others in USD Million ..... 303

Chart 125: Glance at 2010, 2015 and 2020 German Biometrics Market Share (%) by Technology – Fingerprint, AFIS/Live Scan, Facial, Iris, Voice, Vein, Hand Geometry and Others..... 304

Chart 126: German Biometrics Market Overview (2010-2020) by End-use Sector – Government & Civil, Military & Border Control, Corporate Security, IT & Communication, Banking & Financial, Healthcare and Other Sectors in USD Million ..... 305

Chart 127: Glance at 2010, 2015 and 2020 German Biometrics Market Share (%) by End-use Sector – Government & Civil, Military & Border Control, Corporate Security, IT & Communication, Banking & Financial, Healthcare and Other Sectors ..... 306

**ASIA-PACIFIC ..... 319**

Chart 128: Asia-Pacific Biometrics Market Overview (2010-2020) in USD Million..... 319



Chart 129: Asia-Pacific Biometrics Market Overview (2010-2020) by Technology – Fingerprint, AFIS/Live Scan, Facial, Iris, Voice, Vein, Hand Geometry, Signature and Others in USD Million .....	320	Chart 145: Chinese Biometrics Market Overview (2010-2020) by End-use Sector – Government & Civil, Military & Border Control, Corporate Security, IT & Communication, Banking & Financial, Healthcare and Other Sectors in USD Million .....	336	Chart 160: Rest of APAC Biometrics Market Overview (2010-2020) by End-use Sector – Government & Civil, Military & Border Control, Corporate Security, IT & Communication, Banking & Financial, Healthcare and Other Sectors in USD Million .....	351
Chart 130: Glance at 2010, 2015 and 2020 Asia-Pacific Biometrics Market Share (%) by Technology – Fingerprint, AFIS/Live Scan, Facial, Iris, Voice, Vein, Hand Geometry, Signature and Others.....	321	Chart 146: Glance at 2010, 2015 and 2020 Chinese Biometrics Market Share (%) by End-use Sector – Government & Civil, Military & Border Control, Corporate Security, IT & Communication, Banking & Financial, Healthcare and Other Sectors.....	337	Chart 161: Glance at 2010, 2015 and 2020 Rest of APAC Biometrics Market Share (%) by End-use Sector – Government & Civil, Military & Border Control, Corporate Security, IT & Communication, Banking & Financial, Healthcare and Other Sectors.....	352
Chart 131: Asia-Pacific Biometrics Market Overview (2010-2020) by Application – Civil ID, Criminal ID, Logical Access, Physical Access, Surveillance and Others in USD Million .....	322	<b>India</b> .....	<b>338</b>	<b>REST OF WORLD</b> .....	<b>366</b>
Chart 132: Glance at 2010, 2015 and 2020 Asia-Pacific Biometrics Market Share (%) by Application – Civil ID, Criminal ID, Logical Access, Physical Access, Surveillance and Others.....	323	Chart 147: Indian Biometrics Market Overview (2010-2020) in USD Million.....	338	Chart 162: Rest of World Biometrics Market Overview (2010-2020) in USD Million.....	366
Chart 133: Asia-Pacific Biometrics Market Overview (2010-2020) by End-use Sector – Government & Civil, Military & Border Control, Corporate Security, IT & Communication, Banking & Financial, Healthcare and Other Sectors in USD Million .....	324	Chart 148: Indian Biometrics Market Overview (2010-2020) by Technology – Fingerprint, AFIS/Live Scan, Facial, Iris, Voice, Vein and Others in USD Million .	339	Chart 163: Rest of World Biometrics Market Overview (2010-2020) by Technology – Fingerprint, AFIS/Live Scan, Facial, Iris, Voice, Vein, Hand Geometry, Signature and Others in USD Million .....	367
Chart 134: Glance at 2010, 2015 and 2020 Asia-Pacific Biometrics Market Share (%) by End-use Sector – Government & Civil, Military & Border Control, Corporate Security, IT & Communication, Banking & Financial, Healthcare and Other Sectors.....	325	Chart 149: Glance at 2010, 2015 and 2020 Indian Biometrics Market Share (%) by Technology – Fingerprint, AFIS/Live Scan, Facial, Iris, Voice, Vein and Others.....	340	Chart 164: Glance at 2010, 2015 and 2020 Rest of World Biometrics Market Share (%) by Technology – Fingerprint, AFIS/Live Scan, Facial, Iris, Voice, Vein, Hand Geometry, Signature and Others.....	368
Chart 135: Asia-Pacific Biometrics Market Overview (2010-2020) by Region – Japan, China, India, South Korea and Rest of APAC in USD Million .....	326	Chart 150: Indian Biometrics Market Overview (2010-2020) by End-use Sector – Government & Civil, Military & Border Control, Corporate Security, IT & Communication, Banking & Financial, Healthcare and Other Sectors in USD Million .....	341	Chart 165: Rest of World Biometrics Market Overview (2010-2020) by Application – Civil ID, Criminal ID, Logical Access, Physical Access, Surveillance and Others in USD Million .....	369
Chart 136: Glance at 2010, 2015 and 2020 Asia-Pacific Biometrics Market Share (%) by Region – Japan, China, India, South Korea and Rest of APAC.....	327	Chart 151: Glance at 2010, 2015 and 2020 Indian Biometrics Market Share (%) by End-use Sector – Government & Civil, Military & Border Control, Corporate Security, IT & Communication, Banking & Financial, Healthcare and Other Sectors.....	342	Chart 166: Glance at 2010, 2015 and 2020 Rest of World Biometrics Market Share (%) by Application – Civil ID, Criminal ID, Logical Access, Physical Access, Surveillance and Others.....	370
<b>Japan</b> .....	<b>328</b>	<b>South Korea</b> .....	<b>343</b>	Chart 167: Rest of World Biometrics Market Overview (2010-2020) by End-use Sector – Government & Civil, Military & Border Control, Corporate Security, IT & Communication, Banking & Financial, Healthcare and Other Sectors in USD Million .....	371
Chart 137: Japanese Biometrics Market Overview (2010-2020) in USD Million.....	328	Chart 152: South Korean Biometrics Market Overview (2010-2020) in USD Million.....	343	Chart 168: Glance at 2010, 2015 and 2020 Rest of World Biometrics Market Share (%) by End-use Sector – Government & Civil, Military & Border Control, Corporate Security, IT & Communication, Banking & Financial, Healthcare and Other Sectors.....	372
Chart 138: Japanese Biometrics Market Overview (2010-2020) by Technology – Fingerprint, AFIS/Live Scan, Facial, Iris, Voice, Vein, Hand Geometry and Others in USD Million .....	329	Chart 153: South Korean Biometrics Market Overview (2010-2020) by Technology – Fingerprint, AFIS/Live Scan, Facial, Iris, Voice, Vein and Others in USD Million .....	344	Chart 169: Rest of World Biometrics Market Overview (2010-2020) by Geographic Region – South America, Middle East and Africa in USD Million .....	373
Chart 139: Glance at 2010, 2015 and 2020 Japanese Biometrics Market Share (%) by Technology – Fingerprint, AFIS/Live Scan, Facial, Iris, Voice, Vein, Hand Geometry and Others.....	330	Chart 154: Glance at 2010, 2015 and 2020 South Korean Biometrics Market Share (%) by Technology – Fingerprint, AFIS/Live Scan, Facial, Iris, Voice, Vein and Others.....	345	Chart 170: Glance at 2010, 2015 and 2020 Rest of World Biometrics Market Share (%) by Geographic Region – South America, Middle East and Africa... 374	374
Chart 140: Japanese Biometrics Market Overview (2010-2020) by End-use Sector – Government & Civil, Military & Border Control, Corporate Security, IT & Communication, Banking & Financial, Healthcare and Other Sectors in USD Million .....	331	Chart 155: South Korean Biometrics Market Overview (2010-2020) by End-use Sector – Government & Civil, Military & Border Control, Corporate Security, IT & Communication, Banking & Financial, Healthcare and Other Sectors in USD Million .....	346	<b>South America</b> .....	<b>375</b>
Chart 141: Glance at 2010, 2015 and 2020 Japanese Biometrics Market Share (%) by End-use Sector – Government & Civil, Military & Border Control, Corporate Security, IT & Communication, Banking & Financial, Healthcare and Other Sectors.....	332	Chart 156: Glance at 2010, 2015 and 2020 South Korean Biometrics Market Share (%) by End-use Sector – Government & Civil, Military & Border Control, Corporate Security, IT & Communication, Banking & Financial, Healthcare and Other Sectors.....	347	Chart 171: South American Biometrics Market Overview (2010-2020) in USD Million.....	375
<b>China</b> .....	<b>333</b>	<b>Rest of APAC</b> .....	<b>348</b>	Chart 172: South American Biometrics Market Overview (2010-2020) by Technology – Fingerprint, AFIS/Live Scan, Facial, Iris, Voice, Vein, Hand Geometry and Others in USD Million .....	376
Chart 142: Chinese Biometrics Market Overview (2010-2020) in USD Million.....	333	Chart 157: Rest of APAC Biometrics Market Overview (2010-2020) in USD Million.....	348	Chart 173: Glance at 2010, 2015 and 2020 South American Biometrics Market Share (%) by Technology – Fingerprint, AFIS/Live Scan, Facial, Iris, Voice, Vein, Hand Geometry and Others.....	377
Chart 143: Chinese Biometrics Market Overview (2010-2020) by Technology – Fingerprint, AFIS/Live Scan, Facial, Iris, Voice, Vein and Others in USD Million.....	334	Chart 158: Rest of APAC Biometrics Market Overview (2010-2020) by Technology – Fingerprint, AFIS/Live Scan, Facial, Iris, Voice, Vein and Others in USD Million .....	349	Chart 174: South American Biometrics Market Overview (2010-2020) by Application – Civil ID, Criminal ID, Logical Access, Physical Access, Surveillance and Others in USD Million .....	378
Chart 144: Glance at 2010, 2015 and 2020 Chinese Biometrics Market Share (%) by Technology – Fingerprint, AFIS/Live Scan, Facial, Iris, Voice, Vein and Others.....	335	Chart 159: Glance at 2010, 2015 and 2020 Rest of APAC Biometrics Market Share (%) by Technology – Fingerprint, AFIS/Live Scan, Facial, Iris, Voice, Vein and Others.....	350	Chart 175: Glance at 2010, 2015 and 2020 South American Biometrics Market Share (%) by Application – Civil ID, Criminal ID, Logical Access, Physical Access, Surveillance and Others.....	379

Chart 176: South American Biometrics Market Overview (2010-2020) by End-use Sector – Government & Civil, Military & Border Control, Corporate Security, IT & Communication, Banking & Financial, Healthcare and Other Sectors in USD Million.....	380	Chart 182: Glance at 2010, 2015 and 2020 Middle Eastern Biometrics Market Share (%) by Application – Civil ID, Criminal ID, Logical Access, Physical Access, Surveillance and Others .....	386	Chart 188: African Biometrics Market Overview (2010-2020) by Application – Civil ID, Criminal ID, Logical Access, Physical Access, Surveillance and Others in USD Million .....	392
Chart 177: Glance at 2010, 2015 and 2020 South American Biometrics Market Share (%) by End-use Sector – Government & Civil, Military & Border Control, Corporate Security, IT & Communication, Banking & Financial, Healthcare and Other Sectors.....	381	Chart 183: Middle Eastern Biometrics Market Overview (2010-2020) by End-use Sector – Government & Civil, Military & Border Control, Corporate Security, IT & Communication, Banking & Financial, Healthcare and Other Sectors in USD Million .....	387	Chart 189: Glance at 2010, 2015 and 2020 African Biometrics Market Share (%) by Application – Civil ID, Criminal ID, Logical Access, Physical Access, Surveillance and Others.....	393
<b>Middle East .....</b>	<b>382</b>	Chart 184: Glance at 2010, 2015 and 2020 Middle Eastern Biometrics Market Share (%) by End-use Sector – Government & Civil, Military & Border Control, Corporate Security, IT & Communication, Banking & Financial, Healthcare and Other Sectors .....	388	Chart 190: African Biometrics Market Overview (2010-2020) by End-use Sector – Government & Civil, Military & Border Control, Corporate Security, IT & Communication, Banking & Financial, Healthcare and Other Sectors in USD Million .....	394
Chart 178: Middle Eastern Biometrics Market Overview (2010-2020) in USD Million.....	382	<b>Africa .....</b>	<b>389</b>	Chart 191: Glance at 2010, 2015 and 2020 African Biometrics Market Share (%) by End-use Sector – Government & Civil, Military & Border Control, Corporate Security, IT & Communication, Banking & Financial, Healthcare and Other Sectors .....	395
Chart 179: Middle Eastern Biometrics Market Overview (2010-2020) by Technology – Fingerprint, AFIS/Live Scan, Facial, Iris, Voice, Vein, Hand Geometry, Signature and Others in USD Million.....	383	Chart 185: African Biometrics Market Overview (2010-2020) in USD Million.....	389		
Chart 180: Glance at 2010, 2015 and 2020 Middle Eastern Biometrics Market Share (%) by Technology – Fingerprint, AFIS/Live Scan, Facial, Iris, Voice, Vein, Hand Geometry, Signature and Others.....	384	Chart 186: African Biometrics Market Overview (2010-2020) by Technology – Fingerprint, AFIS/Live Scan, Facial, Iris, Voice, Vein and Others in USD Million .....	390		
Chart 181: Middle Eastern Biometrics Market Overview (2010-2020) by Application – Civil ID, Criminal ID, Logical Access, Physical Access, Surveillance and Others in USD Million .....	385	Chart 187: Glance at 2010, 2015 and 2020 African Biometrics Market Share (%) by Technology – Fingerprint, AFIS/Live Scan, Facial, Iris, Voice, Vein and Others .....	391		

## About Industry Experts

Industry Experts values the most updated and accurate market research and industry analysis to provide unique market research reports for a broad range of industry verticals including Automotive, Transportation, Healthcare, Pharmaceuticals, Food & Beverages, Chemicals, Plastics, Materials, Consumer Goods, Retail, Biotechnology, Construction, Manufacturing and Other industries. Our research reports help our clients to identify and resolve topical issues by providing a complete picture of the market in their respective industry sectors. The Company's rich collection of market research reports enable the companies to explore market drivers; forecast the future market; and to formulate the right strategies at the right time.

Industry Experts' leading edge publications makes the life easy for corporate strategists, investors, analysts and researchers, start ups, consultants, financial and banking executives, academicians and many more. The company also provides customized research reports to cater the needs of the industry.

[More about Industry Experts](#)



### INDUSTRY EXPERTS

1-7-19/C, Street No. 8, Habsiguda  
Hyderabad – 500007, India  
Phone: +91-40-4018-1314  
Fax: +91-40-4027-2381  
info@industry-experts.com  
industry-experts.com